



United Nations Development Assistance Framework 2017-2020

Table of Contents

EXECUTIVE SUMMARY	1
1. INTRODUCTION	2
1.1 The United Nations in Mozambique.....	2
1.2 The National Development Context	2
1.3 Mozambique’s National Development Framework	3
1.4 UNDAF Approach.....	4
2. RESULTS FRAMEWORK	5
2.1 Food Security and Nutrition	6
2.2 Economic Transformation.....	7
2.3 Education	8
2.4 Empowering Women & Girls.....	8
2.5 Social Protection.....	9
2.6 Health, Water & Sanitation.....	10
2.7 Youth.....	11
2.8 Governance, Peacebuilding, Justice & Human Rights.....	12
2.9 Management of Natural Resource and the Environment.....	13
2.10 Climate Change and Disaster Management.....	14
3. RESOURCE FRAMEWORK	15
4. IMPLEMENTATION ARRANGEMENTS	17
5. MONITORING & EVALUTAION	17
ANNEX 1 - UNDAF RESULTS MATRIX	19
ANNEX 2 - ACRONYMS AND ABBREVIATIONS	51



Ms. BETTINA MAAS

UNITED NATIONS RESIDENT COORDINATOR a.i.



H.E. OLDEMIRO BALOI

MINSTER OF FOREIGN AFFAIRS AND COOPERATION

Maputo, January , 2016

MS. FLORENCE RAES
REPRESENTATIVE, UNWOMEN

MS. ISABEL MARQUEZ
REPRESENTATIVE, UNHCR

MR. ROBSON MUTANDI
REPRESENTATIVE, IFAD

MR. BENJAMIN KERCHÁN
PROGRAMME OFFICER, UNV

MR. JOSÉ HENRIQUE ZELAYA BONILLA
COUNTRY COORDINATOR, UNAIDS

MR. JAIME COMICHE
HEAD OF OPERATIONS, UNIDO

MR. MARCOLUIGI CORSI
REPRESENTATIVE, UNICEF

MR. MATTHIAS NAAB
COUNTRY DIRECTOR, UNDP

MR. CASTRO CAMARADA
REPRESENTATIVE, FAO

MR. ABDOULAYE BALDÉ
REPRESENTATIVE, WFP

MS. JUDITH KARL,
EXECUTIVE SECRETARY, UNCDF

MR. JOAKIM REITER
DEPUTY SECRETARY-GENERAL, UNCTAD

MR. IGOR FELICE
CHIEF TECHNICAL ADVISOR, ILO

MR. JULIETTE BIAO KOUËNOUKPO
REGIONAL REPRESENTATIVE, UNEP

MS. BETTINA MAAS
REPRESENTATIVE, UNFPA

MS. ARANCHA GONZÁLEZ
EXECUTIVE DIRECTOR, ITC

MS. HILDE DE GRAEVE
OFFICER IN CHARGE, WHO

MR. OYEYINKA OYEBANJI
REGIONAL DIRECTOR, UN HABITAT

MS. KATHARINA SCHNOERING
CHIEF OF MISSION, IOM

MR. MAHAMANE CISSE-GOURO
CHIEF OF AFRICA BRANCH, OHCHR

MR. MOUSSA-ELKADHUM DJAFFAR
REPRESENTATIVE, UNESCO

MS. ZHULDYZ AKISHEVA
REGIONAL REPRESENTATIVE, UNODC

EXECUTIVE SUMMARY

This United Nations Development Assistance Framework for Mozambique (UNDAF) 2017 – 2020 is the expression of the Government of Mozambique’s and the United Nations’ priorities and strategic direction to support national development. It is aligned with national and international development instruments, notably the Government’s Five Year Programme, 2015-19 and the Sustainable Development Goals (Agenda 2015-2030).

This new framework combines the efforts of 21 UN agencies active in the country to provide coherent, effective and efficient support to address key development challenges, complementing the considerable support of bilateral and other multilateral partners. This UNDAF represents exclusively the entirety of the UN’s activities in Mozambique, including those for humanitarian assistance, and is therefore the UN’s One Programme for Mozambique.

The UNDAF has been developed jointly among UN agencies and with Government institutions and partners in line with the principle of “Delivering as One” and Global Partnership for Effective Cooperation. The framework is based on a situation analysis of the main development issues in the country, reflection on UN’s comparative advantages and lessons learnt from the implementation of the previous UNDAFs.

The UNDAF is aligned with Government’s 5 Year Programme (PQG). The PQG takes into account both national strategic planning instruments and regional and global development objectives, including the Sustainable Development Goals.

Guided by human rights instruments, the Sustainable Development Goals (SDGs) and the internationally agreed Development Goals (IADG), the UNDAF 2017-2020 strives towards a situation where

“The population of Mozambique, especially those living in the most vulnerable conditions, enjoy prosperity through equitable access to resources and quality services in a peaceful and sustainable environment”.

This overarching goal is based on five programming principles that ensure that UN interventions are:

1. Gender sensitive;
2. Human rights based;
3. Environmental sustainable;
4. Develop national capacities; and;
5. Results oriented.

The UNDAF is organized around four results areas:

PROSPERITY: Results in this area aims to contribute to an economic development which is inclusive, transformative and sustainable and benefits all in Mozambique.

PEOPLE: The UN will assist and develop systems and capacities for sustainable human and social development which ensures the provision of basic services for all people living in the country.

PEACE: This result area has the objective of supporting consolidation of national unity, peace and sovereignty for all.

PLANET: Within this result area the UNDAF is to support changes for sustainable and transparent management of natural and environmental resources.

Within these four results areas there are 10 defined outcomes to which the UN in Mozambique will contribute. The outcomes in this UNDAF are intentionally at a high level, to enable a better alignment between the UN’s combined support and the government’s higher level goals. The specific contribution of United Nations’ Agencies to each Outcome is defined through a series of 37 Outputs. To ensure proper accountability for results, the outputs and activities for which the UN is responsible will be detailed in the UNDAF work plans starting 2017.

1. INTRODUCTION

1.1 The United Nations in Mozambique

1. Since independence in 1975, UN agencies have been supporting Mozambique's efforts to address numerous challenges including war-related emergency, post-conflict recovery and peace-building, poverty, recurrent natural disasters, gender inequality, and the surge of HIV and AIDS. Forty years of support and a proven track record of results have made UN agencies credible partners for the Government in Mozambique. Mozambique was one of the pilot countries for the "Delivering as One" (DaO) approach, an integral part of UN's reform efforts at global level. The UN in Mozambique carries out its mission through a programme of cooperation jointly developed and agreed with the Government of Mozambique, the UN Development Assistance Framework (UNDAF), which is jointly implemented by the different UN agencies operating in the Country.

2. This UNDAF results from a strong and continuous partnership between the Government of Mozambique (GoM) and the United Nations. Each phase of the planning process was accompanied by strategic meetings at the highest level with Government counterparts and consultations were extended to embrace representatives of civil society, including the private sector, and international development partners. Joint training for Government and United Nations staff on programming principles ensured that fundamental UN values, the human rights based approach, the importance of gender and cultural sensitivity as well as the results based management, were understood by all stakeholders in the process. Government technical staff participated in thematic working groups that defined the detail in the UNDAF Results Framework. This all served to facilitate a greater degree of alignment between United Nations' ambitions and the national development framework for Mozambique.

1.2 The National Development Context

3. The country has emerged as a successful example of post-conflict reconstruction and economic recovery in Africa. Mozambique has undergone a remarkable transition over the last 20 years, emerging from a prolonged armed conflict as one of the most impoverished and capacity constrained countries in the world, it has seen impressive economic growth with a GDP growth rate averaging 7% between 1997 and 2014, outstripping the continent's average.

4. Yet, despite this strong economic performance, Mozambique remains one of the poorest countries in the world ranking 180th of 188 countries in the 2015 Human Development Index (HDI) and with growing disparities between regions and people. Thus, the peace dividend, although impressive in terms of fostering economic growth and democratization, has not maintained the trend of reducing poverty levels which have remained largely unchanged since 2003 at approximately 54%.

5. The country's poverty and human development challenges, coupled with opportunities posed by a rapid transition towards an economy driven by foreign direct investment in the extractive sector, present the government with a set of particular political and technical challenges. There is a growing awareness of the need to strengthen public finance management and anti-corruption efforts and invest in strengthening systems for democratic governance with a particular focus on citizen participation, accountability, transparency and the promotion of a culture of peace

6. Mozambique has attracted strong donor support for reconstruction and development over the last two decades and continues to obtain high volumes of external aid. However, more recently it has started to attract impressive inflows of foreign direct investment, particularly (though not exclusively) in the natural resource/extractive industries sector. Domestic resource collection has increased dramatically which has reduced the significance of Overseas Development Assistance (ODA) from 44% of the state budget in 2010 to 24% in 2015.

7. The magnitude of Mozambique's natural and mineral resources represents one of the most important development opportunities for the country today. Potentially it will generate revenues for expanding social investment for its people and its future, but at the same time presenting significant management challenges that will require a set of appropriate tools for efficient, transparent and pro-poor management of development. FDI has not yet translated into reliable revenue streams that would enable Mozambique to develop the infrastructure it needs to broaden its tax base and generate employment. Even if final investment decisions relating to gas in the Rovuma Basin are taken in 2016, it now seems unlikely that Government will begin to receive substantial revenue streams before 2025.

8. After long period of robust macro-economic stability, the position has weakened during 2015. Falling commodity prices, an increase in public debt, fall in foreign currency reserves and devaluation of the meticaís as well as lower than expected growth are point to a less favourable economic output in the short to medium term. It is expected that growth will slow down in 2015 to 7% and to 6.5 % in 2016 (IMF), although rising again to average 8% for the period 2017-20

9. Mozambique's political system has been developed to preserve peace and stability and has been largely effective for almost two decades. However, underlying political and social tensions remain and result in sporadic outbreaks of violence and unrest. Basic food prices, the costs of public transport are all potential drivers of conflict. Outbreaks of political violence occurred between 2013 and 2014 in the form of armed conflict between the Defence and Security Forces and armed opposition groups. Although the 2014 presidential and parliamentary elections were largely peaceful, the threat of a return to violence remains and will require significant peace building measures. The low

political participation of women, particularly at local level, deficient land management and unemployment are factors that affects approximately half of the population and represent potential risks for social stability.

10. Mozambique's population has increased by 4 million over the past 5 years, from 22 million in 2010 to approximately 26 million in 2015. The high population growth rate (2.7%) adds 800,000 people to the population annually, is result of high fertility rates and declining of child birth mortality. Mozambique has a young population with 46% under the age of 15 and only 3% over 65. The population remains predominantly rural, however, the country is experiencing rapid, often unstructured, urbanization and projections suggest that 50% of the population will be living in urban areas by 2040. Currently the potential socio-economic benefits of urbanisation in Mozambique are not being exploited and its cities and towns are not yet sufficiently inclusive, safe, resilient and sustainable to cope with the expected growth.

11. Mozambique's economy is not sufficiently diverse and the majority of the population is still largely involved in subsistence agriculture. Approximately 89% of households are engaged in agriculture, livestock, fisheries or forestry (Census, 2007) and of these 83% are women. Rural roads, storage, market access, and new agro-investments all remain significant challenges, and only 15% of arable land is currently under cultivation. As a result food and nutrition insecurity pose major human development constraints for the country. The economic and social costs of malnutrition are high, while prevailing food insecurity perpetuates the cycle of poverty and malnutrition. More than 50% of households are considered food insecure, of which 24% are chronically insecure, leaving them highly vulnerable to shocks which undermine production and productivity levels.

12. The vast majority of workers in Mozambique are self-employed, for both genders, and especially in rural areas. Unpaid family workers are also highly prevalent among women and in rural areas. Statistics indicate that up to 83% of workers could be classified as being in "vulnerable employment" with this share rising to over 90 per cent for women and rural workers. As few as 10% of Mozambicans are employed in the formal sector and however one defines the division between formal and informal sectors, the latter is vast. Young people and young women in particular, experience great difficulties accessing employment opportunities and employment in the growth sectors tends not to translate into better employment opportunities and income generation for women.

13. A number of social and human development indicators in Mozambique remain a concern particularly in central, northern and rural areas, and among youth and women. Evidence consistently shows that the poorest and most vulnerable groups are disproportionately represented in poverty and deprivation data in Mozambique. Less than 50% of the population has access to improved water sources, rising to 63% in rural areas and 86% for the poorest quintile and 79% of the population do not have or use improved sanitation facilities, rising to 90% in rural areas. Whilst the health and education sectors have made notable progress in recent years, equitable access to services for the poorest and most vulnerable population, remain substantial challenges. The adult literacy rate is 56%, and average life expectancy at birth is 52 for men and 56 for woman. Malaria remains the most common cause of death, responsible for 35% of child mortality and 29% for the general population. HIV prevalence among adults has shown a downward trend but has stabilized at a relatively high rate of 11.5%. The rise of non-communicable diseases such cardiovascular disease, hypertension, diabetes, asthma, cancer, and injuries/violence, is now challenging the National Health System. Violence against women and girls constitute a major brake to their development, not to mention their human rights.

14. In response, the Government has designated the social sectors as top priorities and funding has been increasing as domestic revenues have increased. Nevertheless, financial resources are limited which coupled with weak institutional, technical and human capacity constrain effective human development impacts.

15. The challenges facing Mozambique in the medium term are interlinked and self-reinforcing. The lack of large-scale revenues and a limited tax base mean that Government does not yet have adequate resources to upgrade infrastructure and develop human capital that are necessary to attract investment, create employment and ultimately reduce poverty. Furthermore, there is a risk of the country's economic growth being offset by the 'youth bulge' entering the labour market. Unless its young people are able to find employment, any real gains in reducing poverty risk being lost.

1.3 Mozambique's National Development Framework

16. The Government's 5 Year Programme (PQG) sets out the Government's priorities and development objectives for the period 2015-19 and was approved by Parliament in April 2015. The PQG takes into account both national strategic planning instruments and regional and global development objectives, including the Sustainable Development Goals. The central objective of the programme is:

"To improve the living conditions of the Mozambican people by increasing employment, production and competitiveness, creating wealth and generating balanced and inclusive development, in an environment of peace, security, harmony, solidarity, justice and cohesion among Mozambicans"

17. The Programme establishes five key development priorities:

1. Consolidating national unity, peace and sovereignty.
2. Developing human and social capital.
3. Promoting employment, productivity and competitiveness.
4. Developing economic and social infrastructure.

5. Ensuring sustainable and transparent management of natural resources and the environment.

... and three supporting and cross-cutting pillars that serve to ensure that the central objectives of the Programme are obtained:

- I. Guarantee democratic rule of law, good governance and decentralization
- II. Promotion of a balanced and sustainable macroeconomic framework
- III. Strengthening international cooperation

18. The Programme adopts a holistic approach and sets out an integrated programme which seeks to improve the country's competitiveness and productivity, transform agriculture and modernize and industrialise the economy with a focus on increasing exports. Inclusive development is a strong priority and the government recognizes the need to improve the quality of basic education, life skills, adult education and professional training to ensure that Mozambicans benefit from economic development.

19. There is a strong focus on the role of agriculture as a fundamental component of development and of industrialization, and the government plans to promote increased productivity in the family sector. However, the sustainable management of natural resources and of the environment is regarded as critical for wealth creation and the consolidation of economic growth and development.

20. Development of human capital is an important strategic pillar in the programme which includes improving the education and health services, recognizing gender issues and investing in the country's young people. The government plans to raise the number of children entering first grade and the basic reading and writing skills of children in 3rd grade. In health, the Government seeks to increase the number of births in health units, the number of children fully vaccinated, an increase the number of health professionals and district hospitals. The programme aims to reduce chronic undernutrition from 43% to 35% and seeks to improve access to safe drinking water and raise access to decent sanitation.

21. Development of infrastructure, particularly roads and bridges, and expansion of the electricity grid, is considered key to supporting production and improving economic performance

22. Finally, throughout the document the PQG refers to the importance of dialogue and the need for the government to discuss policies, reforms and legislation with stakeholders prior as well as after implementation indicating an underlying commitment to a reformed public-private dialogue mechanism.

1.4 UNDAF Approach

23. The UNDAF has been formulated in partnership with the Government of Mozambique and indeed, to a large degree one of the principal aims of the United Nations system in Mozambique is to support Government in achieving its development objectives as set out in its five year programme and approved by parliament. Nevertheless, aligning the UNDAF exclusively with government priorities and strategies, could limit the degree to which the UN family, in some areas, can critically assess development challenges from a human rights-based approach to programming. Thus, whilst the UNDAF gives primacy to national development goals, the United Nations must simultaneously frame its interventions and development work within the context of wider global commitments, goals, targets, and standards, focusing in particular on people living in vulnerable conditions and addressing growing inequality and exclusion, particularly for women and girls and young people. In this way the UN's mandate and comparative advantages can be fully realized through resourcing, technical expertise, and strategic positioning for enhanced development results that are anchored in the 2030 Agenda for Sustainable Development, the SDGs and other global commitments.

2. RESULTS FRAMEWORK

24. The overarching **vision** of the UNDAF for the period 2017-20 is that:

The population of Mozambique, especially those living in the most vulnerable conditions, enjoys prosperity through equitable access to resources and quality services in a peaceful and sustainable environment.

25. Equity lies at the heart of a human rights based approach to programming and places fairness and justice for all as the main driver of human development and as a means to break the inter-generational cycle of multi-dimensional poverty. The United Nations believes that in Mozambique such an approach can offer substantial dividends in terms of poverty reduction, sustainable and inclusive economic growth, and the maintenance of social stability, harmony and progress.

26. Thus, the UNDAF systematically adopts a culturally sensitive and gender responsive, human-rights based approach that explicitly focusses on the most vulnerable groups and specifically on women, children, young people and adolescents, and seeks to promote an evidence-based approach to the development of policy for equitable and sustainable development. The United Nations system, through its advocacy and programmatic interventions, is well placed to galvanize and prioritize government efforts and those of its development partners, around a common agenda for inclusiveness, closing gaps and promoting accelerated national progress.

Results Areas

27. The UNDAF is guided by **2030 Agenda for Sustainable Development** and the **New Global Partnership**¹ and in particular the underlying principles of rule of law, equality, non-discrimination, transparency, participation and inclusion. The Sustainable Development Goals define four areas of critical importance for humanity and the planet. These have been adopted by the United Nations in Mozambique as **Results Areas** for the UNDAF Results Framework, namely:

- 1. Prosperity**
- 2. People**
- 3. Peace**
- 4. Planet**

28. The United Nations in Mozambique, comprising 22 agencies, will contribute to the achievement of ten development outcomes which are organized by these four result areas. These development outcomes are strongly aligned with national development priorities as set out in the Government's Five Year Programme for 2015-19. The specific contribution of United Nations' Agencies to each Outcome is defined in 37 Outputs which will be achieved through a multi-agency, collaborative approach following the principles of "Delivering-as-One".

PROSPERITY

"We are determined to ensure that all human beings can enjoy prosperous and fulfilling lives and that economic, social and technological progress occurs in harmony with nature".

29. Inclusive and sustainable economic growth is essential for prosperity but will only be possible if wealth is shared and income inequality addressed. It is only through sustainable, innovative and people-centred economic growth that youth employment, the economic empowerment of women and decent work for all will be created. Poor families can only escape from the vicious cycle of poverty if better levels of education and capacities are channeled into an economic system that is able to provide jobs and promote well-being for all. At the same time, reliable data must highlight the realities of poverty and development needs throughout the country, which can be leveraged to ensure an on-going equity focus.

30. Economic growth is key to the development of Mozambique. However, Mozambique's remarkably strong growth has not yet brought about significant reductions in poverty and GDP per capita remains low. Indeed, there is evidence

¹ *Transforming Our World: the 2030 Agenda for Sustainable Development Resolution 70/1, Adopted by the General Assembly of the United Nations. 25th September 2015*

to suggest that growth has become less pro-poor over time and Mozambique perhaps exemplifies the fact that economic growth does not necessarily “trickle down” to the poorest and most marginalized populations.

31. As few as 10% of Mozambicans are employed in the formal sector. The vast majority of workers are self-employed, for both genders, and especially in rural areas. Up to 83% of workers are classified as being in “vulnerable employment” rising to over 90% for women and for rural workers. Farming is by far the most dominant occupation in rural areas, particularly for women. In the rapidly growing urban areas, occupations are more mixed with small traders being the largest group. Currently, key sectors such as construction, energy and mining actually provide relatively little employment although clearly, if investments proceed as expected, this is likely to grow in the medium term. Nevertheless, currently the mining sector is underperforming in providing jobs.

2.1 Food Security and Nutrition

32. The agricultural sector in Mozambique remains characterized by small, manually-cultivated units. In In 2010, average household size was of 5 members, and 72% of the households were male-headed, which means that a non-negligible 28% were women-headed or without an adult. Illiteracy is still very prevalent in rural areas, with 38% of household head do not have any schooling, and are not able to read and write. Smallholders continue to dominate the agrarian sector, with 3.86 million households engaged in small-scale agriculture, and out of a total of 3.9 million farms, predominantly farmed by women. Production, productivity and competitiveness are all low due to underdeveloped human capital, limited irrigation systems and networks, sporadic use of improved seeds, limited use of fertilizer and machinery, weak access to markets, poor road conditions, and limited financing for the sector, especially smallholder agriculture. Since the majority of agricultural work is done by women, gender inequality tends to perpetuate low productivity.

33. As a result, endemic food insecurity in Mozambique exacerbates a cycle of poverty and malnutrition with high social and economic costs. Over 50% of households are food insecure, 24% chronically, leaving them highly vulnerable to shocks and in turn undermining their production and productivity. Some 43% of children are stunted, irreversibly affecting their physical and cognitive development, leaving them unable to fully develop to their potential and impacting negatively on the human capital of the country.

34. The United Nations seeks to support an enabling policy environment for improved food and nutrition security, where producers from the agriculture and fisheries sectors have the knowledge, capacity and means to engage in the sustainable production of nutritious and safe food, both for their own consumption and for national and international markets. Increased income levels and improved food security will allow households, to diversify their diet and adopt practices conducive to improved nutrition, as a result of behavioral changes that are focused particularly on the role of women.

35. Through the UNDAF, the United Nations in Mozambique will contribute the following development outcome:

OUTCOME 1: Vulnerable populations are more food secure and better nourished

36. A sound legislative framework to guide and regulate the work of government and partners in food security and nutrition is crucial. The UN will provide targeted capacity development to strengthen national systems for data collection and analysis to enable evidence-based and gender sensitive policy formulation. To increase the availability, diversity and quality of food, the UN will support small-scale production and link producers to markets, enabling them to sell to buyers at a fair price and increase household income. The unacceptably high levels of chronic malnutrition and stunting require a joint effort across sectors and a focus on promotion of appropriate behavior to improve family diet. Specifically, the agencies of the United Nations will seek to ensure that the following development outputs are attained:

OUTPUT 1.1: Government and stakeholders' ownership and capacity strengthened to design and implement evidence-based food and nutrition security policies

OUTPUT 1.2: Producers in the agriculture and fisheries sectors with enhanced capacity to adopt sustainable production techniques for own consumption and markets

OUTPUT 1.3: Public and private sectors invest in resilient, efficient and nutrition sensitive food systems

OUTPUT 1.4: Communities (and women in particular) acquire the knowledge to adopt appropriate practices and behaviors to reduce chronic undernutrition

2.2 Economic Transformation

37. There is much anticipation that a ‘resource boom’ centered on the extraction of Mozambique’s vast coal and gas reserves will serve as the catalyst for rapid growth and the transformation of both the economy and living standards. Yet the weak linkages between economic performance and poverty reduction in Mozambique have been partly attributed to the fact that growth is disproportionately derived from foreign capital-intensive investments in ‘mega-projects’, that currently have poor linkages to the wider economy and thus have minimal impact on employment creation and income generation. Moreover, recent research suggests that for economic development to be more sustainable Mozambique should seek to diversify its productive base in order to avoid becoming over dependent on the extractive sector and vulnerable to the vagaries of the world commodity markets, a fact that is indeed recognized in the National Development Strategy approved in 2014.

38. Although substantial revenue from the extractives sector is probably still some 10 years off, Mozambique has already been able to significantly raise revenue from domestic taxes (now close to 40% of GDP). Thus some fiscal space, albeit limited, already exists. The stubbornly high poverty rate challenges the overall coherence of government policy in relation to pro-poor economic diversification, and the capacity of the public sector utilize existing resources efficiently and effectively.

39. Building a competitive and appropriately skilled labour force will be a key factor for inclusive development. There are significant concerns, particularly amongst private sector employers and actual and potential investors, about a skills mismatch in the workforce. This raises questions about the capacity of the education system and the technical and vocational sector, to supply the skills and qualifications required by employers.

40. The UNDAF recognizes that current and future growth is as an important opportunity for poverty reduction in the country. Nevertheless, economic growth needs to be carefully planned, regulated and managed if it is going to transform society and enable poor families to benefit and move out of poverty. Inclusive growth is the explicit objective of Government and the United Nations will support this aim with a particular focus on equity and the poorest and most vulnerable groups.

41. The UNDAF seeks to create conditions for sustainable, inclusive and sustained economic growth, shared prosperity and decent work for all, and will contribute to the following development outcome:

OUTCOME 2: Poor people benefit equitably from sustainable economic transformation

42. To support the GoM in transforming the economy into one which is more productive, inclusive, employment-generating and poverty-reducing, the UN will harness its efforts in supporting improved economic policy coherence, an enhanced business environment, and improved analysis of data relating to poverty, deprivation and inequality.

43. More specifically, the agencies of the United Nations will seek to ensure that the following development outputs are attained:

OUTPUT 2.1: National and sub-national systems and institutions enabled to enhance economic policy coherence and implementation

OUTPUT 2.2: Public and private sectors enabled to enhance business environment, competitiveness and employment creation

OUTPUT 2.3: National capacity to collect, analyse and use high quality data on poverty, deprivation and inequalities to inform economic policy is strengthened

PEOPLE

“We are determined to end poverty and hunger, in all their forms and dimensions, and to ensure that all human beings can fulfil their potential in dignity and equality and in a healthy environment.”

44. Inclusive and equitable quality education at all levels, universal health coverage and access to quality health care services, gender equality and the empowerment of women and girls, creating opportunities for young people to progress and lead a healthy, productive and fulfilling life, and a social protection floor to protect the poor and most vulnerable populations, are all crucial for inclusive growth and sustainable development. The positive contribution of migrants also needs to be recognised.

45. Mozambique has made remarkable progress in improving access to basic social services over the past years. Nevertheless the quality of service provision can be poor, and inequalities of access persist in terms of geographical areas, vulnerable groups and gender.

2.3 Education

46. All people, irrespective of sex, age, race or ethnicity, and persons with disabilities, migrants, indigenous peoples, children and youth, especially those in vulnerable situations, should have access to life-long learning opportunities that help them to acquire the knowledge and skills needed to exploit opportunities and to participate fully in society.

47. Education is recognised as key to development and poverty reduction and as such the sector receives over 15 per cent of the total state budget, and annual budget execution is over 90%. Nevertheless despite notable success in the school building programme and progress in primary school enrolment and gender parity, learning outcomes are declining and dropout rates have doubled since 2003. Low learning achievement in primary schools in Mozambique is a particular cause for concern. In 2014, only 6.3% of children in grade 3 mastered basic reading competences.

48. Dropout rates are noticeably higher for vulnerable children such as orphans, refugees, children with disabilities and for children from ethnic backgrounds. Moreover, there are pronounced geographic and rural/urban inequities in education, generally to the disadvantage of rural areas and of provinces in the Centre and the North, and physical access to schools and the quality of the learning environment still represent major challenges. The lowest primary completion rates are registered in food insecure, disaster-prone areas. Chronic malnutrition in children is significant in its negative impact on education outcomes.

49. The gender gap, that increases with age and is more pronounced at lower secondary age, indicates that girls experience more powerful obstacles to continuing their education than boys.

50. The United Nations seeks to ensure that all children, youth and adults have access to inclusive educational opportunities with special focus on the most vulnerable including adolescent girls, children with disabilities, children at risk or affected by HIV-AIDS, children living in food insecure areas, refugees, women, those affected by disaster or conflict, orphans and children living in child or women headed households. Through the UNDAF, the United Nations in Mozambique will contribute the following development outcome:

OUTCOME 3: Children, youth and adults benefit from an inclusive and equitable quality education

51. The United Nations Agencies aim to increase enrolment, and reduce absenteeism and drop out in primary education. They will support teacher training classrooms to facilitate learning and reduce disparities and improve the capacity of education authorities plan and manage educational activities based on data and evidence. More specifically, the United Nations will seek to ensure that the following development outputs are attained:

OUTPUT 3.1: Children, youth and adults have access to a full cycle of school readiness, primary and lower secondary education

OUTPUT 3.2: Children, youth and adults acquire basic literacy, numeracy and life skills

OUTPUT 3.3: Planners and managers are able to practice evidence-based policy and strategy development, planning, monitoring and evaluation

2.4 Empowering Women & Girls

52. Women account for 70% of the poor worldwide so reducing income poverty among women is a key factor in the fight against hunger and malnutrition. Reducing gender inequality and empowering women and girls will make a crucial contribution to the achievement of development goals. The achievement of full human potential, and of sustainable development, is not possible if one half of the population continues to be denied its full human rights and opportunities.

53. Women and girls must enjoy equal access to quality education, economic resources and political participation as well as equal opportunities with men and boys for employment, leadership and decision-making at all levels. Discrimination and violence against women and girls needs to be eliminated, including through the engagement of men and boys. On these grounds, a systematic mainstreaming of a gender perspective in the design and implementation of the UNDAF is crucial.

54. Progress on gender equality, women and girls' rights and empowerment in Mozambique has been slow and inconsistent. The country occupies 146th place among 152 UN Member States in the Gender Inequality Index and challenges to gender equality and the fulfilment of the rights of women and girls persist. Early marriage is widespread affecting 48% of women aged 20-24 who are married before they are 18. The overwhelming majority of adolescent mothers were married in their teens. Furthermore, premature marriage and early pregnancy are associated with a significantly lower likelihood of finishing primary school and starting secondary school, higher maternal mortality and chronic under-nutrition.

55. Some 58% of women live below the poverty line in Mozambique (54% for men) and women are generally poorly integrated in the labor market and the formal economy. Moreover, the majority of the employed women are involved in unskilled activities. The lack of access of girls and women to economic opportunities and resources has been

acknowledged as factors that expose them to sexual abuse, early marriage, unwanted pregnancies as well as sexually transmitted infections and diseases.

56. The illiteracy rate among women stands at 64.1% (against 34% for men) with a more pronounced difference in rural areas. From the age of 15 onwards there are considerable disparities in education as fewer girls progress to secondary and tertiary levels driving women into lower-income generating economic activities. Mozambique has one of the highest rates of maternal mortality worldwide and HIV prevalence among women stands at 13.1% compared to 9.2% for men in the 15-49 age group. Young women are three times more likely to be infected by the virus than young boys.

57. The patriarchal nature of the gender relations in Mozambique contributes to the widespread acceptance of violence against women and girls. According to the Beijing+20 National Progress Report, the attainment of the gender equality goal in Mozambique is hindered by the prevalence of negative social and cultural norms and harmful practices. On the other hand, weak institutional capacity and the underfunding of various institutional mechanisms for gender contribute to an inability to effectively perform advisory and coordination functions.

58. The UN will contribute to improve coordination, monitoring and oversight functions and gender responsive planning, budgeting and monitoring to ensure adequate financing for the attainment of gender equitable development in key areas related to the Gender Inequality Index and notably those closely linked to SDG targets. Through the UNDAF, the United Nations in Mozambique will contribute the following development outcome:

OUTCOME 4: Disadvantaged women and girls benefit from comprehensive policies, norms and practices that guarantee their human rights

59. More specifically, the agencies of the United Nations will seek to ensure that the following development outputs are attained:

OUTPUT 4.1: Capacity of Ministries of Gender, Children and Social Action, Economy and Finance and Parliament strengthened to coordinate, monitor and oversee the implementation of commitments on gender equality

OUTPUT 4.2: Key actors at local level able to contribute to the transformation of discriminatory socio-cultural norms and harmful practices against women and girls

OUTPUT 4.3: Multi-sectoral integrated assistance to women and girls affected by gender based violence enhanced

OUTPUT 4.4: Gender disaggregated data is systematically collected, analyzed and disseminated for policy formulation, planning, monitoring and evaluation

2.5 Social Protection

60. In the quest for a more inclusive policy model in Mozambique, social protection has become a more central element in the policy debate. It is widely recognized that Social Protection contributes to poverty alleviation, economic growth and crisis recovery, reduces inequality and, as it raises poor household incomes, increases domestic consumption, and enhances human capital and productivity, supporting the formalization of the informal economy and ensuring sustainable development. Labour markets in Mozambique offer limited job opportunities and most households depend on subsistence farming and the informal economy for their livelihoods.

61. Despite the enactment of social protection legislation in 2007, the majority of the population is not covered by social protection mechanisms and as a result, the country's population faces high levels of vulnerability. Although there have been some improvements in the quality of basic social security programmes through the expansion of coverage, and trends in domestic budget allocations dedicated to Social Protection programmes also demonstrate government's commitment to Social Protection, these alone are insufficient to adequately address the high levels of vulnerability still present in the country. The target figure for beneficiaries of social protection programmes for 2015 represents only 17% of the households living in poverty in Mozambique.

62. Despite the progressively prominent role social protection has attained in recent years, it requires further investment to build an effective, transparent and efficient system, and advocacy to raise support and awareness throughout Mozambican society, to ensure a long term, sustainable implementation of social protection programmes, for all. Operational challenges include the need to strengthen institutional capacity as the availability of qualified human resources is not commensurate with the increase in the budget allocation and expansion of programmes.

63. Further, investment in evidence building and impact analysis is needed to strongly demonstrate the case for social protection interventions as an effective and efficient way to alleviate poverty, and promote an inclusive society where development benefits the poorest and most vulnerable populations, and stimulates human, social and economic

development. Through the UNDAF, the United Nations in Mozambique will contribute the following development outcome:

OUTCOME 5: Poor and most vulnerable people benefit from a more effective system of social

64. The United Nations will support the Government in its efforts build an effective social protection system that allows progressive expansion of coverage and increase quality of benefits for as much population as economic conditions permits. UN support will focus on policy development, systems strengthening, evidence building, advocacy efforts and implementation of basic social protection programmes. More specifically, the agencies of the United Nations will seek to ensure that the following development outputs are attained:

OUTPUT 5.1: Political and fiscal space for Social Protection is enhanced

OUTPUT 5.2: Social Protection Programmes are implemented in a transparent and more efficient way

OUTPUT 5.3: Enrollment in social protection programmes improves the access of vulnerable groups to health, nutrition and education services

OUTPUT 5.4: Social programmes and services are effectively addressing social exclusion, violence, abuse, neglect and exploitation

2.6 Health, Water & Sanitation

65. A healthy population is a fundamental prerequisite for social, economic and political development and stability. Health and access to affordable health care are preconditions for, as well as the result of, social development and contribute significantly to poverty reduction.

66. The majority of Mozambicans receive health care through a network of community based, public facilities offering prevention, curative and rehabilitative services with different levels of specialization. Equitable access to quality care remains a challenge, especially for vulnerable groups and rural communities. Furthermore health gains are jeopardized due to a lack of provision of water and sanitation services which are unavailable to almost half the population.

67. Maternal mortality remains high with a ratio of 408 deaths per 100.000 live births in 2011. Girls under 20 years of age represent 20% of these deaths. Only one in every ten women uses contraceptives and 3 in 10 do not have the means to prevent unwanted pregnancies. Access to, and quality of, services for women and girls of reproductive age is poor. Maternal units are neither well prepared nor equipped to respond to complications in newborns and premature babies. Progress has been made in reducing child mortality but these gains need to be sustained by increasing equity in the coverage of quality interventions.

68. HIV, malaria and tuberculosis are the leading causes of ill health and death with significant public health implications as a result of inadequate prevention measures and limitations of the public health sector in diagnosing and treating all those infected and affected. Whilst the epidemiological profile of Mozambique is that typical of a developing country with high burden of infectious disease, the patterns are changing with increases in cancer, diabetes, cardiovascular and lung diseases as a result of changing risk factors and unhealthy lifestyle behaviors.

69. Health gains are jeopardized due to lack of provision of water and sanitation services. The proportion of people without access to improved water sources amounts to 49% in 2015². Moreover, huge disparities exist between those without coverage in rural and in urban areas, estimated at 63% and 19%, respectively. Regarding sanitation, 79% of the population do not have or use improved sanitation facilities (90% in rural areas and 58% in urban/peri-urban areas). This translates into 10 million Mozambicans practicing open defecation, 90% of them in rural areas. While household access to water and sanitation is captured by national surveys, the situation in the nation's schools and health facilities is not monitored by the education or health sectors. Only an estimated half of the 11,922 primary schools have access to water supplies and sanitation facilities, and even then maintenance and cleanliness are a major concern. In the health sector, inadequate water supplies and poor sanitation are also widely observed.

70. In response to the challenges of the health and water and sanitation sectors, the UN will address disparities in access for vulnerable groups and geographical regions. It will focus on stimulating demand and improving quality of essential services for all. It will do this by strengthening systems through a better trained and skilled workforce including community based providers, availability of essential commodities, advocacy for sustainable financial policies and improving data generation. Through the UNDAF, the United Nations in Mozambique will contribute the following development outcome:

OUTCOME 6: People equitably access and use quality health, water and sanitation services

²WHO-UNICEF Joint Monitoring Programme, 2015 report.

71. More specifically, the agencies of the United Nations will seek to ensure that the following development outputs are attained:

OUTPUT 6.1: People in targeted rural and peri-urban areas have sustainable and safe water supply and sanitation services

OUTPUT 6.2: Demand for and access to quality integrated SRH and newborn health services are increased

OUTPUT 6.3: Demand for and access to of quality integrated child health and nutrition services are increased

OUTPUT 6.4: Improved standards and practice of prevention, diagnosis, treatment and surveillance of HIV, TB and Malaria

OUTPUT 6.5: Policy framework for inter-sectoral prevention and control of NCDs is adopted

OUTPUT 6.6: Health and financing policies, data generation and use, community and midwifery workforce, commodities security of the health system are strengthened

2.7 Youth

72. Young people are the fastest growing segment of Mozambique’s population, and their welfare is fundamental to achieving key economic and social objectives. Fully engaged, educated, healthy and productive young people can help break multi-generational poverty, are resilient to social and environmental threats and, as skilled and informed citizens, they can contribute effectively to the strengthening of their communities and society. Families, communities and society at large need to make focused investments and provide opportunities to ensure that adolescents and youth progressively develop the knowledge, skills and resilience needed for a healthy, productive and fulfilling life.

73. The adolescent fertility rate is still high although with substantial disparities. The high rates of early marriages among girls in Mozambique, has a strong correlation with early pregnancy and maternal morbidity and mortality. HIV and AIDS prevalence rate continues to grow, with young women four times more likely to be HIV positive than young men.

74. Mozambique’s young population puts the country on the cusp of a demographic transition that could yield, with the correct foresight, management and coordinated and integrated actions, a significant demographic dividend. The United Nations in Mozambique has a vital role to play to facilitate collaboration across sectors, and within the thematic areas of UN agencies to ensure that the youth is included as a positive force for transformational change. Through the UNDAF, the UN intends that adolescents and young people will be better prepared and engaged in their sexual and reproductive health rights, endorsing family planning and modify their behavior regarding. The United Nations in Mozambique will contribute the following development outcome:

OUTCOME 7: Adolescents and youth actively engaged in decisions that affect their lives, health, well-being and development opportunities

75. The UN will seek to raise awareness, ensure the protection and promotion of rights of young people, improve their access to formal and non-formal education systems, and improve their ability to safeguard their sexual and reproductive health. More specifically, the agencies of the United Nations will seek to ensure that the following development outputs are attained:

OUTPUT 7.1: National capacity to implement evidence based policies and strategies to harness the demographic dividend reinforced

OUTPUT 7.2: Adolescent and youth capacity strengthened to actively participate in economic, social, cultural and political development

OUTPUT 7.3: Increased demand for quality access to ASRH and HIV prevention services

PEACE

“We are determined to foster peaceful, just and inclusive societies which are free from fear and violence. There can be no sustainable development without peace and no peace without sustainable development”

76. “Peace, development and environmental protection are interdependent and indivisible.”³ Peace and security, good governance, the respect for, and protection of human rights as well as gender equality, are fundamental prerequisites

³ Principle 25, The Rio Declaration on Environment and Development, Rio de Janeiro, 3-14 June 1992

for, and the goals of, development. Sustainable development requires peaceful, just and inclusive societies that provide equal access to justice and that are based on respect for human rights, the effective rule of law and good governance at all levels and on transparent, effective and accountable institutions.

2.8 Governance, Peacebuilding, Justice and Human Rights

77. Mozambique has made significant progress in the area of governance since the introduction of a new constitution in 1992. Legislative reforms have been complemented with the creation of new institutions supporting the constitution, although many of these are under consolidation. However, transformation in Governance can take many decades. Whilst much has been achieved, many challenges remain that require intervention by Mozambican authorities and the support of development partners.

78. Despite 20 years of multi-party democracy, a deficit in democratic culture persists. Parliament has been unable to prevent the occasional resurgence of violence that contributed to the use of armed conflict as a means to resolve political differences. Perceptions regarding inequalities in the distribution of the peace dividend are considered to be the principal factors leading to political instability given that since the first presidential and parliamentary elections in 1994 there have been a number of changes to the electoral legislation to address the concerns of political parties which has resulted in a proliferation of diverse laws. Although the 2014 elections were largely peaceful, similarly to precedent ones, the threat of a return to violence remains and will require significant measures to consolidate peace.

79. The system for the administration of justice continues to face a number of challenges: access to justice continues to be costly and display regional asymmetries accompanied by slow procedures that result in human rights violations and resort to informal mechanisms for the resolution of conflicts.

80. Significant progress in the field of decentralization, and particularly in the consolidation of systems and mechanisms that have allowed ensure that citizens' voices to be heard in decision-making and hold institutions accountable, although a number of challenges persist related to the capacity of the State to ensure adequate financial, human and material resources. .

81. To address these developmental issues the United Nations in Mozambique will support the creation of the necessary conditions for the following development outcome:

OUTCOME 8: All people benefit from democratic and transparent governance institutions and systems that guarantee peace consolidation, human rights and equitable service

82. Specifically, the agencies of the United Nations will strengthen institutional capacity and processes to deliver the following Outputs:

OUTPUT 8.1: Actors and mechanisms that promote a culture of peace and dialogue strengthened

OUTPUT 8.2: Democratic institutions and processes strengthened to improve accountability, law making, representation and civic participation

OUTPUT 8.3: Decentralization process and local governance systems strengthened to improve service delivery

OUTPUT 8.4: Equitable access to justice services and human rights framework strengthened.

PLANET
"We are determined to protect the planet from degradation, including through sustainable consumption and production, sustainably managing its natural resources and taking urgent action on climate change, so that it can support the needs of the present and future generations"

83. Protecting the natural resource base and public goods plays a central and fundamental role in ensuring continued survival especially for the poorer sections of the population and for future generations. Social and economic development depends on the sustainable management of natural resources. Inclusive, sustainable and transparent management of natural resources is one of the most critical challenges facing resource-dependent developing countries in their efforts to advance on a social, environmental, and economic path and for the achievement of sustainable development goals. Natural resource management allows the conservation of biodiversity, the creation of employment and livelihoods, it ensures vulnerable groups equitable access to natural resources and benefits thereof and the strengthens citizens' oversight of the use and distribution of public resources. Climate change, coastal erosion,

loss of mangroves, marine habitat degradation, soil degradation or the loss of terrestrial and marine biodiversity threaten the very foundation of prosperous societies. Moreover, resilience to natural disasters depends to a large extent on well-functioning ecosystems. Sustainable urban development and management are crucial to the quality of life.

2.9 Management of Natural Resource and the Environment

84. Mozambique has the 4th longest coastline in Africa, and 5% of the world's seven sea turtle species nest on its beaches. More than 60% of Mozambique's population lives near the coast and fisheries are of critical importance to the food security as about 50% of Mozambicans' animal protein comes from fish, 85% of the country's fish catch is made by small-scale fishermen indicating the importance of healthy oceans and fish stocks for vulnerable communities.

85. The welfare of Mozambique's population, the country's economic growth and the achievement of development and poverty reduction goals depend to a large extent on the sustainable use of natural resources and environmental protection. The Government has set aside large segments (about 24%) of the country as protected areas in an attempt to conserve its natural heritage while promoting sustainable economic growth. Many of these are important internationally recognized sites of high biodiversity. Agriculture, forestry, and fisheries are estimated to contribute more than 50% to the GDP Mozambique resulting in great pressure on, and the inefficient use of, natural resources. Environmental degradation is a serious problem resulting in an estimated yearly loss of 17% of GDP, and increasing exposure to climate change hazards. The country's population and infrastructure are particularly vulnerable to the effects of climate change which results in the loss of human life, crops, livestock, wildlife and critical infrastructure. This in turn drives up agricultural prices, exacerbates food insecurity, impacts human health and results in further environmental degradation. The rural poor, and especially women that directly depend on natural resources and environmental quality for their livelihood and resilience, are particularly vulnerable.

86. As only 26.4% of the population has access to electricity, fuel wood is the most important source of domestic energy accounting for 85% of total household energy requirements. This puts further pressure on forest reserves particularly in coastal areas, and has additional health implications particularly for women and children. It is for these reasons that the sustainable management of natural resources need to be urgently and adequately addressed if Mozambique is to secure wealth creation and to alleviate poverty.

87. The PQG 2015-2019, recognizes the importance of improving the sustainable management of natural resources. Through the UNDAF, the United Nations in Mozambique will contribute the following development outcome:

OUTCOME 9: Most vulnerable people in Mozambique benefit from inclusive, equitable and sustainable management of natural resources and the environment

88. Working in close collaboration with Government and in partnership with the private sector, civil society, NGOs and bi-lateral donors, the United Nations will seek to reinforce existing policies and legal frameworks on environmental and natural resource management and support the development of capacities through advocacy and awareness campaigns to successfully support government, communities, civil society and private sector in achieving better equitable and sustainable use of natural resource. The Global Environmental Facility and other innovative financial mechanisms, such as the Green Climate Fund, will be important sources of funding for these interventions

89. Specifically, the agencies of the United Nations will ensure that the following development outputs are attained:

OUTPUT 9.1: Governance of natural resources and environment improved in transparent, inclusive and gender sensitive manner

OUTPUT 9.2: Capacity developed for sustainable management of natural resources and the environment to ensure equitable access to land and ecosystem services

OUTPUT 9.3: Advocacy, public education and awareness on sustainable management of natural resources and environmental protection, in a gender sensitive manner, is enhanced

OUTPUT 9.4: Financial mechanisms towards a green-blue economy are enhanced in a transparent and equitable manner

90. The UN will continue to assist the GoM in reinforcing in-country capacity in relation to improved and effective coordination mechanisms, ongoing trainings, promoting south-south and triangular cooperation, and providing specialized technical assistance.

2.10 Climate Change and Disaster Management

91. Mozambique's geographical configuration and location contribute to it being ranked third amongst African countries most affected by climate-related hazards. The situation is exacerbated by the country's limited capacity to prevent, mitigate, and adapt to, natural phenomenon, man-made hazards, epidemics and future climate change impacts. More than 60% of Mozambique's population lives along its 2,700km coastline, and is therefore highly vulnerable to cyclones and storms and over 25% of the population is exposed to natural hazards. Although floods and cyclones are the most frequent threats, it is actually drought that affects most people. The occurrence of natural and climate related disasters are often accompanied by the outbreak of disease which is often related to water and sanitation problems.

92. Agriculture and livestock is the main source of revenue for approximately 55% of households, making them extremely vulnerable to climatic conditions as the agricultural sector absorbs 22% of the overall economic losses resulting from climatic events. Government recognizes that the magnitude of the climate change risks adversely impact the country's development agenda unless effectively addressed.

93. All too often in response to disasters, the different needs of men, women, different age groups, people with disabilities, people living with HIV are not adequately taken into consideration in the response efforts, highlighting the need for social inclusion considerations in disaster preparedness and response procedures. Although the capacity of Government response to disasters has improved significantly in the last decade, many challenges exist to create a more effective recovery process.

94. To improve Mozambique's resilience to natural hazards and climate change impacts the UNDAF the United Nations in Mozambique will contribute to the following development outcome:

OUTCOME 10: Communities are more resilient to the impact of climate change and disasters

95. Resilience will be strengthened through enhancing knowledge and information management mechanisms and coordination for climate change and disaster risk reduction. United Nations assistance to capacity development will lead to more inclusive ownership of knowledge management systems. Support will be focused on disadvantaged women, youth and communities within vulnerable geographic areas to improve their informed decision-making capacities.

96. Specifically, the agencies of the United Nations will ensure that the following development outputs are attained:

OUTPUT 10.1: Mechanisms for information management for climate change and disaster risk reduction are enhanced and coordinated

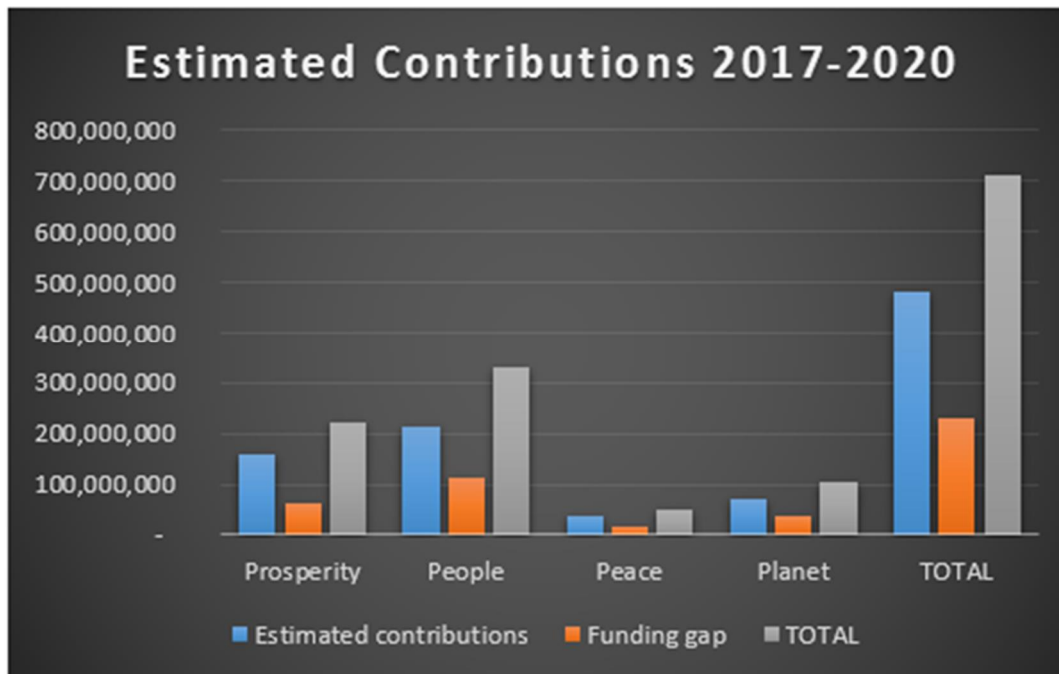
OUTPUT 10.2: Capacity of communities, government, and civil society to build resilience is strengthened

OUTPUT 10.3: Government has evidenced based policy and legislative frameworks in place to effectively address climate change and disaster risk reduction

3. RESOURCE FRAMEWORK

Overall summary of Resources Availability 2017-2020 (USD)

Results Area	Estimated contributions	Funding gap	TOTAL
Prosperity	159,278,839	64,269,775	223,548,614
People	215,001,263	114,647,558	329,648,821
Peace	35,482,012	16,107,673	51,589,685
Planet	69,457,644	35,714,900	105,172,544
TOTAL	479,219,758	230,739,906	709,959,664



UNDAF 2017-20 Estimated Financial Contributions by Agency and Result Area

Agency	Prosperity		People		Peace		Planet		Total		GRAND TOTAL
	Estimated contributions	Funding gap	Estimated contributions	Funding gap	Estimated contributions	Funding gap	Estimated contributions	Funding gap	Estimated contributions	Total funding gap	
FAO	20,385,550	5,700,000	-	200,000	-	-	2,558,144	2,000,000	22,943,694	7,900,000	30,843,694
IFAD	80,000,000								80,000,000	-	80,000,000
ILO	4,500,000	1,500,000	3,000,000	600,000	200,000	1,600,000			7,700,000	3,700,000	11,400,000
IOM	1,500,000	1,400,000	1,500,000	2,000,000	500,000	300,000	2,500,000	1,500,000	6,000,000	5,200,000	11,200,000
ITC	850,000	6,900,000							850,000	6,900,000	7,750,000
OHCHR									-	-	-
UN Habitat	1,500,000	500,000	500,000	200,000			5,500,000	2,000,000	7,500,000	2,700,000	10,200,000
UN Women	1,600,000	2,400,000	4,596,000	3,000,000	240,000	400,000	480,000	960,000	6,916,000	6,760,000	13,676,000
UNAIDS			1,045,000						1,045,000	-	1,045,000
UNCDF			3,000,000	2,000,000			2,000,000	1,000,000	5,000,000	3,000,000	8,000,000
UNCTAD		1,600,000							-	1,600,000	1,600,000
UNDP	6,500,000	6,000,000	1,000,000		8,000,000		37,050,000	3,000,000	52,550,000	9,000,000	61,550,000
UNEP							910,000		910,000	-	910,000
UNESCO	750,000	350,000	4,500,000	2,500,000	1,250,000	800,000	500,000	200,000	7,000,000	3,850,000	10,850,000
UNFPA	11,830,000	7,000,000	18,160,000	4,000,000	530,000		3,480,000	1,150,000	34,000,000	12,150,000	46,150,000
UNHCR	402,789	513,675	2,035,263	2,358,358	2,587,672	2,331,492			5,025,724	5,203,525	10,229,249
UNICEF	17,242,500	8,882,500	129,559,000	75,052,000	19,249,000	10,220,000	1,567,500	522,500	167,618,000	94,677,000	262,295,000
UNIDO	2,000,000	7,000,000					3,000,000	3,000,000	5,000,000	10,000,000	15,000,000
UNODC			300,000		644,434				944,434	-	944,434
UNV			120,000						120,000	-	120,000
WFP	10,100,000	14,500,000	25,500,000	18,700,000			8,000,000	20,000,000	43,600,000	53,200,000	96,800,000
WHO	118,000	23,600	20,186,000	4,037,200	2,280,906	456,181	1,912,000	382,400	24,496,906	4,899,381	29,396,287
TOTAL	159,278,839	64,269,775	215,001,263	114,647,558	35,482,012	16,107,673	69,457,644	35,714,900	479,219,758	230,739,906	709,959,664

4. IMPLEMENTATION ARRANGEMENTS

97. The UNDAF 2017-2020 will be implemented under the overall coordination of the UNDAF Steering Committee composed of high-level representatives of the Government and UN Heads of Agencies. This committee, co-chaired by the Minister of Foreign Affairs and Cooperation and the United Nations Resident Coordinator, will be the highest decision-making body and will provide strategic orientation for the operationalization of the UNDAF.

98. The UN Country Team (UNCT) under the leadership of the UN Resident Coordinator will be responsible for the efficiency of the UN interventions and will direct the planning, implementation and monitoring process in line with the recommendations and decisions of the UNDAF Steering Committee. They will oversee the UNDAF implementation on a regular basis, discuss and determine the delivery approach, including the number and type of joint interventions, and identify possibilities of joint resource mobilization for the entire UN programme.

99. While the actual implementation of UN programming activities will be done by state and non-state actors with support from the respective UN agencies, interagency Results Groups (RG) will serve as the operational mechanism for sectoral coordination, management and monitoring of UN interventions around UNDAF outputs and outcomes and the mainstreaming programming principles throughout the entire UNDAF. Each RG will be chaired by a Head of Agency in line with the Delivering as One Standard Operating Procedures.

100. The M&E experts in the RGs will facilitate effective data collection and monitoring of progress towards the achievement of UNDAF results. The M&E focal points will collectively constitute the M&E Reference Group under a coordinator appointed by the Resident Coordinator. In the context of the UNDAF, this group will be in charge of

- 1) Formulating and managing the UNDAF M&E Plan,
- 2) Developing joint M&E tools,
- 3) Managing and updating the UNDAF monitoring platform, and
- 4) Consolidating the annual UNDAF report based on the contributions from RGs.

101. These UNDAF structures will be aligned with Government-led coordination mechanisms, as soon as the aid architecture is finalized. The details of the coordination mechanism, agency roles and responsibilities and alignment with national coordination structures will be further detailed during the course of 2016.

102. Complementary to the coordination of the development initiatives of the UN, humanitarian assistance is coordinated by the Humanitarian Country Team (HCT) at the oversight level, and through the cluster approach at sectoral level supported by the cross-sectoral Humanitarian Working Group.

5. MONITORING & EVALUATION

103. Progress towards the achievement of UNDAF results will be monitored both at outcome and output level on the basis of the indicators defined in the results matrix and according to an M&E Plan that will be developed. For outcome indicators, which are fully aligned with national indicators in the PQG or sector-specific plans, data will largely be drawn from national sources. Given that this data serves principally to measure national results, the specific UN contribution will be only monitored at output level, for which the indicators in the results matrix have been specifically developed. However, in order to evaluate the wider impact of the UN contributions on the socio-economic development of Mozambique, the UN will furthermore monitor a number of selected SDG-related impact indicators.

104. The Annual UNDAF Review under the leadership of the UNDAF Steering Committee will serve as the principal mechanism for monitoring and analyzing progress towards the achievement of UNDAF results and taking stock of lessons learnt and good practice.

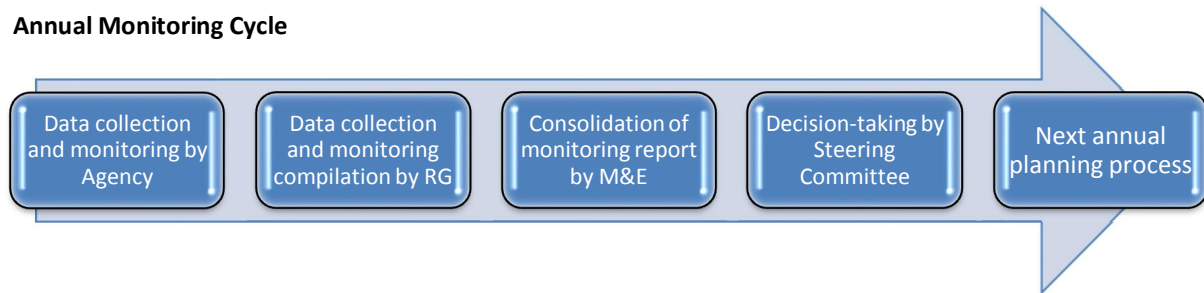
105. For each Output Indicator in the results matrix a Technical Note will be developed with a detailed description of the indicator, the rationale behind it, the nature, frequency and source of the data that will need to be collected and the UN agency responsible for collecting data and reporting on the indicator. Moreover, UN Agencies will be responsible for reporting on the financial delivery rate for their respective areas. The indicator status will be complemented by an analytical narrative summary at Result Group level that describes progress against the expected outcomes in light of the financial disbursement status and integration of cross-cutting themes into programming activities.

106. Based on the contributions from the RGs, the M&E group will update the UNDAF monitoring platform, classify the progress status on annual targets of UNDAF results and prepare an integrated annual UNDAF monitoring report,

which will be the key background document for the annual review meeting. The subsequent decisions and recommendations of the UNDAF Steering Committee will then feed back into the next annual planning process.

107. The United Nations will prepare a more extensive UNDAF progress report which will highlight the contributions of the UN to the national results, as defined in the *Programa Quinquenal*. The monitoring of the UNDAF will be aligned to the greatest extent possible to national monitoring and reporting systems.

Annual Monitoring Cycle



108. An independent, external evaluation of UNDAF implementation and result achievement during the entire programming cycle (2017-20) will be conducted in the penultimate year of the UNDAF implementation (2019) in collaboration with national stakeholders. The evaluation will assess the relevance, efficiency, effectiveness, impact and sustainability of the UN system’s contribution to the national priorities. Together with the UNDAF progress report, the findings from the evaluation will guide the UNCT’s strategic planning exercise for the subsequent UNDAF. The interagency M&E-group will be in charge of the technical preparation and follow-up on the external evaluation.

ANNEX 1

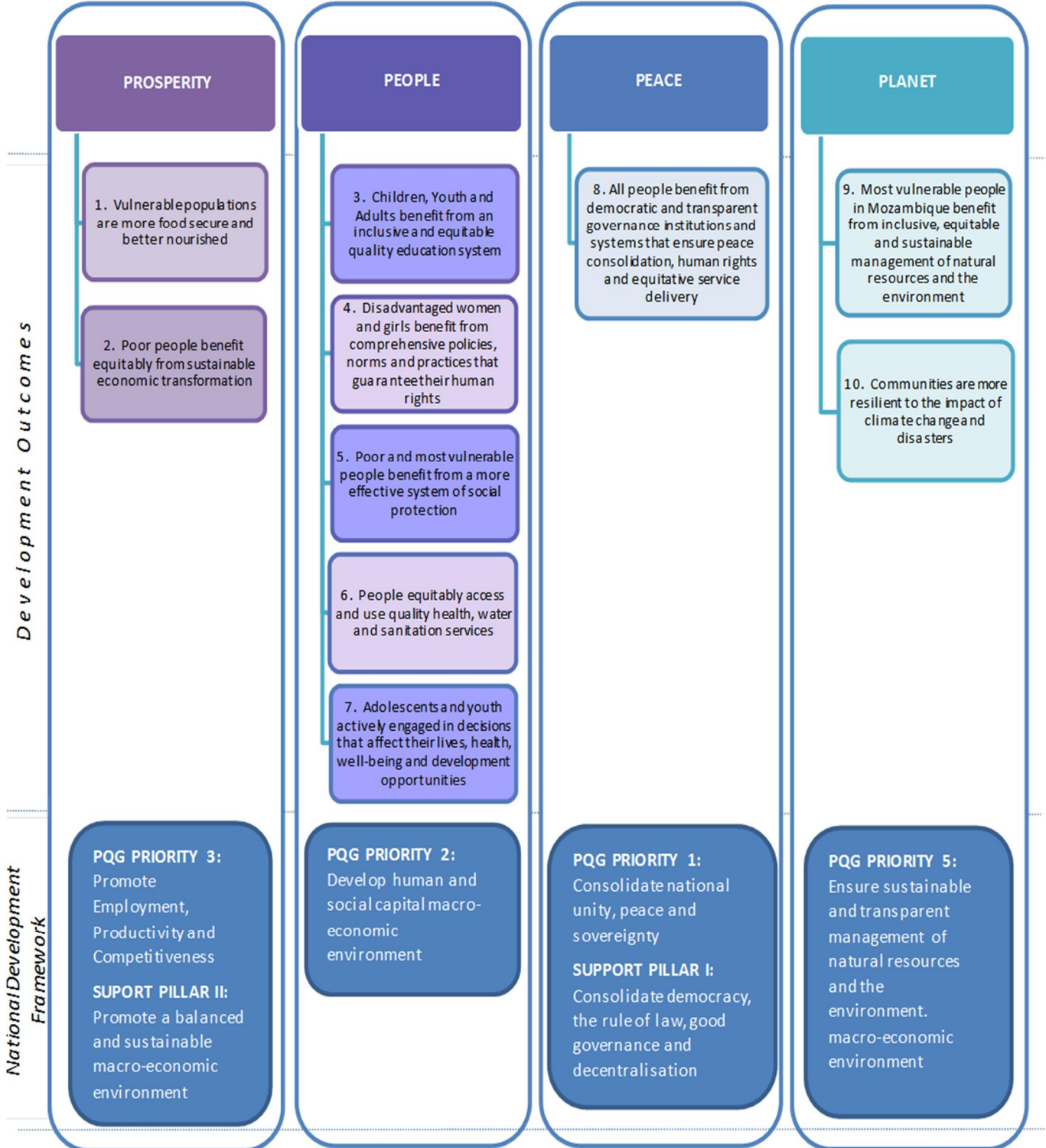
UNDAF RESULTS MATRIX

Results Matrix Summary

Vision:

The population of Mozambique, especially those living in the most vulnerable conditions, enjoy prosperity through equitable access to resources and quality services in a peaceful and sustainable environment

RESULT AREAS.



RESULT AREA I: PROSPERITY

OUTCOME 1: Vulnerable populations are more food secure and better nourished

Contributing to:

PQG: Priorities 2 & 3, Pillar II

SDGs: 1, 2, 3, 8, 12, & 15

OUTCOME INDICATORS	Baseline	Data Source	2017	2018	2019	2020	Risks	Assumptions
1.1: % of households with chronic food insecurity	24%	FSN evaluation report	20%	18%	16%	TBD	Severe natural disasters; political and economic instability	No major natural disaster occur; peace and enabling economic environment; Gender equality is mainstreamed in nutrition programmes and assessment methodologies
1.2: % of households with adequate food consumption	66.5%	FSN evaluation report	70%	73%	75%	TBD	Severe natural disasters; political and economic instability	No major natural disaster occur; peace and enabling economic environment; Increased awareness for nutrition issues in agriculture sector
1.3: Prevalence of chronic malnutrition amongst children under five years	43%	FSN baseline study	39%	37%	35%	TBD	Dependency on external financial resources	Increased state budget allocation for FSN

OUTPUT 1.1: Government and stakeholders' ownership and capacity strengthened to design and implement evidence-based food and nutrition security policies

OUTPUT INDICATORS	Baseline	Data Source	2017	2018	2019	2020	Risks	Assumptions
1.1.1: Nº. of provinces where food fortification initiatives are implemented	0	COMFAM	3	5	8	11	Fragmented coordination; slow operationalization of existing policies	Effective coordination of actors at central and provincial level
1.1.2: Agriculture Law	Non existent	Annual report AR & <i>Boletim de República</i>	Agriculture Law Draft Bill	submitted for approval			Change in priorities	Political will/commitment

1.1.3: Nº. of district economic and social plans (PESOD) in selected provinces that incorporate a gender sensitive FNS approach and specific FSN interventions	0	SETSAN and UN Women annual reports, Ministry of Economy and Finance-UNCDF annual reports.	Total 4 (2 Gaza, 2 Manica)	Total 6 (4 Gaza, 2 Manica)	Total 9 (6 Gaza, 3 Manica)	Total 8 (8 Gaza)	Limited resources (financial and human) at decentralized level; Coordinated synergies among development partners' interventions and resources should be enhanced to finance decentralized food security interventions	Political commitment to FNS agenda, predictable and articulated flow of funds from development partners to local level
1.1.4: Nº. of FSN assessments using gender lens supported at national level	0	FSN evaluation reports N	3	5	8	11	Limited budget allocation for gender equality and FNS assessments	Availability of technical and financial support from partners

OUTPUT 1.2: Producers in agriculture and fisheries sectors with enhanced capacity to adopt sustainable production techniques for own consumption and markets

OUTPUT INDICATORS	Baseline	Data Source	2017	2018	2019	2020	Risks	Assumptions
1.2.1 Nº of farmers that benefit from FFS extension methodology	650.000 (2015, cumulative since 2001)	FAO and IFAD Annual Reports UN Women WEE report	657,500	665,000	672,500	680,000	Limited availability of extension services for capacity building on FFS extension methodology	MASA successfully harmonizes FFS approach and methodology nationwide; Rural communities support the empowerment of women
1.2.2: Nº of households using Gorongosa silos	1225 (2015)	FAO Annual report	2,225	3,225	4,225	4,400	Limited availability and cost of construction materials	Interest from households to invest in improved storage
1.2.3: Nº of women supported in horticulture, for own consumption	0 (2015)	FAO MDG1c Programme annual reports	3,000	4,000	8,000	10,000	Current dependency on rain-fed agriculture prevails	Land and water availability
1.2.4: Incremental quantity of fish caught by fishing units predominantly targeting higher quality fish	66.000 mt/year	IIP catch and effort survey data		84,000 mt/year			Unsustainable catch levels due to over-dimensioning of growth poles and lack of data on resource potential	Increase number of fishing units that predominantly target higher quality fish and increased No of new improved boats

OUTPUT 1.3: Public and private sectors invest in resilient, efficient and nutrition sensitive food systems

OUTPUT INDICATORS	Baseline	Data Source	2017	2018	2019	2020	Risks	Assumptions
1.3.1: Nº of commercial agreements between Farmer Organizations and large buyers	7	WFP & IFAD annual reports; UNWomen WEE Project reports	23	30	n/a	n/a	Adverse regional and national market trends	Smallholder farmers understand economic and technological gains of engaging in organizations /cooperatives

1.3.2: % of foods fortified and for sale in the market :	Total 93 25%	MIC annual statistics	Total 110	Total 124	Total 150	Total 176	Severe shocks on commodity prices	Actual sustainable domestic economic growth rates are kept
- Oil	45%	Annual DNI/INAE	50%	75%	90%	100%		
- Wheat flour	0%		60%	75%	75%	100%		
- Maize flour	0%		25%	50%	75%	100%		
- Sugar	0%		25%	50%	90%	100%		
- Salt	60%		65%	75%	100%	100%		
1.3.3: N° of households with access to vaccination against Newcastle disease (cumulative)	98,000	FAO Annual report	110,000	150,000	n/a	n/a	Limited technical staff availability and weak logistics for wider coverage during vaccination campaigns in remote rural areas	Vaccine availability, interest from households to participate in the vaccination campaigns; Community animal health workers are engaged in vaccination campaigns in their regions
1.3.4: N° of Households with access to improved agricultural inputs through voucher systems	8,000	FAO Annual report	15,000	20,000	25,000		Market distortions due to free distribution of agricultural inputs	Seed market is functional at district, provincial and national levels. Availability of national budget to take over Program activities
OUTPUT 1.4: Communities (and women in particular) acquire the knowledge to adopt appropriate practices and behaviors to reduce chronic undernutrition								
OUTPUT INDICATORS	Baseline	Data Source	2017	2018	2019	2020	Risks	Assumptions
1.4.1: % of children 0 to 6 months exclusively breastfed	59% Zambezia 13% Tete 41% Nampula	SETSAN annual survey		Z: 63% T: 17% N:45%		Z: 66% T: 20% N: 48%		
1.4.2: % of children 6-23 months receiving the minimum acceptable diet in selected provinces	9% Zambezia 5% Tete; 13% Nampula (2014)	SETSAN annual survey		Z: 12% T: 8% N: 16%		Z: 16% T: 12% N: 20%		
1.4.3: % of community with hand-washing facilities	Zambezia; 53% in Tete; 5% in Nampula	DHS annual survey		Z: TBC T: 8% N: 16%		Z: TBC T: 66% N: 18%		
1.4.4: N° of districts benefitting from nutrition behaviour change interventions in selected provinces.	22	MDG1c (FAO, IFAD & WFP) & UNICEF Annual Reports	28	44	57	70	Budget restrictions from donors	Availability of facilitators/activists for gender and nutrition mainstreaming at local levels

OUTCOME 2: Poor people benefit equitably from sustainable economic transformation								
Contributing to:								
PQG: Priority 3, Pillar II								
SDGs: 1, 8, 9, 11, & 12								
OUTCOME INDICATORS	Baseline	Data Source	2017	2018	2019	2020	Risks	Assumptions
2.1: Growth Elasticity of Poverty Index	0.47 (2009)	GoM	to be confirmed after IOF 2015				Insufficient redistribution of economic growth benefits. Quality and reliability of data available for measuring distribution of economic growth benefits.	Political commitment to inclusive equitable prosperity is translated into policy and action
2.2: Gini Index	41.4 (2008)	GoM	to be confirmed after IOF 2015				Insufficient redistribution of economic growth benefits. Quality and reliability of data available for measuring distribution of economic growth benefits. GoM using different calculation from WB	Reduction in line with the last 20 years trend. Baseline should be updated based on IOF
2.3: Percentage of national budget allocated to key poverty reducing economic sectors	2015	GoM State Budget					Economic shocks both (internal and external) adversely affect budget resources.	Political commitment to inclusive and equitable prosperity is translated into policy and action. Transparency of budget improved.
OUTPUT 2.1: National and sub-national systems and institutions enabled to enhance economic policy coherence and implementation								
OUTPUT INDICATORS	Baseline	Data Source	2017	2018	2019	2020	Risks	Assumptions
2.1.1: No. of studies that assess economic policy coherence, sustainability and institutional reforms used by GoM for development of policies	0 (2015)	UN reports	1	2	4	6	Insufficient cooperation among ministries. Non-committed agreement on the development policies. Lack of political will.	Efforts for policy coherence in administration level are not disrupted by political issues. Sustainable economic transformation remains at the heart of the national development agenda
2.1.2: SDG monitoring and coordination mechanisms used by GoM	0 (2015)	UN, GoM reports	1	1	1	1	Insufficient political will at national and subnational level. Insufficient cooperation among ministries and among donors.	Effective coordination mechanism in place to ensure strong commitment and alignment by all stakeholders. Development partners continue to engage. GoM is committed to report yearly/regularly on SDG

2.1.3: Number of PEDDs in selected provinces that explicitly address spatial-economic development	0 (2015)	UNHABITAT reports	0	1	2	3	Changes in political context that lead to a change of administrative borders, prevalence of economic benefits above social	The PEDD will be used to support the development of the special economic zones and corridors
OUTPUT 2.2: Public and private sectors enabled to enhance business environment, competitiveness and employment creation								
OUTPUT INDICATORS	Baseline	Data Source	2017	2018	2019	2020	Risks	Assumptions
2.2.1: Nº. of provinces with effective labour market information systems (recognised standards)	1 (2015)	ILO reports	2	2	3	3	Scarce human and financial capacities to run the employment centres	There is a strong demand in the market for employment centres able to match demand and supply in the labour market
2.2.2: Nº of certified TVET institutions by ANEP offering courses to address skills shortage	2015 (N/A)	ILO reports	1	1	2	2	High investment for certification	Demand from the private sector and Multinational enterprises to have qualified and skilled workers
2.2.3: Nº. of companies benchmarked according to recognized standards	20 (2015)	GoM reports	60	100	140	180	Lack of awareness of private sector for the benefits of adopting best practices such as benchmarking	Private sector commitment with competitiveness improvement
2.2.4: Nº. of integrated systems for sustainable business development	4 (2015)	GoM reports	7	10	13	16	Availability of adequate IT infrastructure, premises and qualified personnel at Provincial level.	Government continuous commitment to support a friendly business environment at national level.
2.2.5: Nº of municipalities (pop.100k+) that enforce their Urban Structure Plan (PEU) when issuing construction permits	3 (2015)	UNHABITAT, Cities Alliance and Future Cities Africa reports	5	7	10	13	Turnover of staff and local leaders is high; the responsibilities from district and municipality are continuously changing	Municipalities require action plans for short term investments, for example in connectivity, that accommodate economic growth
OUTPUT 2.3: National capacity to collect, analyse and use high quality data on poverty, deprivation and inequalities to inform economic policy is strengthened.								
OUTPUT INDICATORS	Baseline	Data Source	2017	2018	2019	2020	Risks	Assumptions
2.3.1: Nº. of key economic policy documents with clear analysis of impact on poverty, exclusion and inequalities used by the GoM	2 (2015)	UN reports	3	4	5	6	Insufficient political will at national and subnational level. Insufficient cooperation among ministries. Lack of collaboration between central government and provincial government.	Efforts for policy coherence in administration level are not disrupted by political issues. Poverty, exclusion and inequalities remain at the centre of the development agenda and national discourse.

2.3.2: Nº. of vulnerability analyses that reflect key population dynamics used for policy development	0 (2015)	UN reports	-	1	2	3	CENSUS data will not allow in depth analysis of the specific vulnerabilities, such as migration	The CENSUS will take place as scheduled in 2017
2.3.3: Nº. of provinces using multidimensional poverty analysis in their planning and budgeting processes	0 (2015)	GoM	2	5	8	11	Insufficient political will at national and subnational level. Insufficient cooperation among ministries. Lack of collaboration between central government and provincial government.	Culminate number
2.3.4: Policy documents reflect the impact of current child, adolescent and youth poverty on economic development	1 (2015)	GoM	1	2	3	4	Lack of interest and understanding of the impact of poverty and inequalities experienced by young generations on economic growth. Perception of study on children and youth as small sectoral niche.	Clear understanding that poverty reduction can be a cause (and not only an effect) of economic growth. Existence of appropriate data, technical capacity to conduct analyses.
2.3.5: Existence of National Industrial Statistics support system	0 (2015)	GOM, UN reports	0	0	0	1	Limited budget from public institutions for maintaining the database operational and updated. Lack of effective processes for data gathering.	Mechanisms to provide updated data are available.

RESULT AREA 2: PEOPLE

OUTCOME 3: Children, Youth and Adults benefit from an inclusive end equitable quality education system

Contributing to:

PQG: Priority 2

SDGs: 1, 2, 4, 5, & 10

OUTCOME INDICATORS	Baseline	Data Source	2017	2018	2019	2020	Risks	Assumptions
3.1: Gross Completion rates EP2	44% (2014)	MINEDH Sector Performance Report	51%	55%	58%	60%	Demand-side issues stagnate the transition from EP1 to EP2	Access to EP2 will continue to be expanded

3.2: % of 3rd grade students achieving the basic competencies of literacy and numeracy of the first cycle of Primary Education	6.3 (2013)	INDE National Learning Assessment	9	N/A	12	N/A	INDE taking too long to publish findings. Reporting will happen later than actual year of data collection	Assessments will be conducted as planned every three years
3.3: Nº of children & youth with disabilities enrolled in inclusive special education	100,000 (2014)	MINEDH Sector performance Report	115,000	120,000	125,000	130,000	None identified	Data on this indicator will be systematically collected by MINEDH even if outside the DIPLAC database

OUTPUT 3.1 Children, youth and adults have access to a full cycle of school readiness, primary and lower secondary education

OUTPUT INDICATORS	Baseline	Data Source	2017	2018	2019	2020	Risks	Assumptions
3.1.1: Net Enrolment ratio in grade 1 of EP1 (by sex in selected districts)	70% (2015)	MINEDH 3/3 EduStat and INE projections	72%	74%	76%	78%	Population projections in some districts may not reflect actual population growth resulting in distorted NER in some districts	Access to EP1 will continue to expand but at a slower pace than in previous years.
3.1.2: Nº. of children receiving free school meals (by sex in selected districts)	Girls: 36.169 Boys: 34,778 (2012)	Monthly SF report DPEC Tete/WFP	Annual increase 6%	Annual increase 6%	Annual increase 6%	Annual increase 6%	If enrolments do not maintain a steady growth it will be difficult to reach the yearly increase	Annual enrolments will keep a steady growth of 6% (see next indicator)
3.1.3: % of change in Enrollments in EP1 and EP2 (by sex in selected schools)	7.8%	MINEDH 3/3 EduStat and UNHCR reports	9%	9%	9%	9%	Access to EP2 for refugee children will be insufficient. With current budget allocation, UNHCR has to prioritize full support to primary education over specific needs at secondary education level.	Refugee children enrolled at EP1 increase proportionally to refugee population based on UNHCR estimates reviewed annually. DIPDH in Nampula is committed to give access to refugee children once capacity of the secondary school is increased.
	5.0% (girls); 4.1% (boys) Total 4.5%	MINEDH 3/3 EduStat and WFP reports	6%	6%	6%	6%	None identified	The system continues to expand allowing for increased enrollments at EP1 and EP2
3.1.4: Retention rates (by sex in selected districts)	92.7% (girls); 93.1% (boys) ; Total 92.9% (2014)	MINEDH Aproveitamento EduStat and WFP reports	95%	95%	95%	95%	Increased enrolment rates leading to high classroom numbers could potentially lead to further drop out if additional teachers are not deployed	Enrolment continues to increase and thus retention is more challenging, thus the target aims to remain unchanged despite increased enrolments
3.1.5: % of girls and women concluding with success family literacy Programme	60% (2015)	MINEDH/ DINAEA Database	80%	80%	80%	80%	Drop out of participants	People are interested, there is availability of qualified trainers and community leaders are engaged

OUTPUT 3.2 Children, youth and adults acquire basic literacy, numeracy and life skills								
OUTPUT INDICATORS	Baseline	Data Source	2017	2018	2019	2020	Risks	Assumptions
3.2.1: % of children that passed the last grade examination in the school (by sex in selected districts)	70% (girls) 51% (boys) Total 63% (2012)	MINEDH EduStat and WFP reports	80% (girls) 75% (boys) 50% girls post-crisis	80% (girls) 75% (boys) 50% girls post-crisis	80% (girls) 75% (boys) 50% girls post-crisis	80% (girls) 75% (boys) 50% girls post-crisis	Students are retained until the last grade but if learning is not taking place in the classrooms, the pass rates may decline.	Reporting on Pass Rates takes place at the end of any given year. Reporting on this indicator for year n will only be possible on the second half of the year n+1
3.2.2: Number of literacy teachers with knowledge on family literacy approach and parental education	0 (2015)	DINAEA/UNESCO reports	100	100	100	100	N/A	Education District Services commit to provide literacy teachers for the programme
3.2.3: % of young people aged 15-24 who have Comprehensive knowledge about Sexual reproductive health and HIV-AIDS prevention	70% (2011)	MISAU and INE's Demographic Health Survey	N/A	80%	N/A	85%	DHS is planned for 2018 but it is not confirmed	MINEDH is training teachers on contents of CSE based on Life Skills Package
3.2.4: % of 3rd grade students achieving the basic literacy and numeracy of the first cycle of Primary Education (by sex in selected districts)	Baseline to be conducted in 2016	INDE National Learning Assessment	N/A	N/A	TBD based on BL	N/A	Continued Teacher Training reform may lead to additional fragmentation on the TT Processes	Government Commitment and timely communication on potential reforms
OUTPUT 3.3: Planners and managers are able to practice evidence-based policy and strategy development, planning, monitoring and evaluation								
OUTPUT INDICATORS	Baseline	Data Source	2017	2018	2019	2020	Risks	Assumptions
3.3.1: Nº. of managers with increased knowledge on planning, budgeting, monitoring and evaluation (by sex in selected provinces, districts and schools)	20 school managers (2013)	MINEDH/DPEC Tete and WFP reports	27	30	30	40	High turn-over of managers and lack of funds to conduct the trainings	Availability of POEMA trainers. Managers are available to participate
	50 district EP and DEPLA managers (2015)	SDEJT and UNICEF reports	70	70	70	70		
	20 Provincial and 20 district literacy managers (2015)	DPEDH/SDEJT and UNESCO reports	50	50	50	50		
3.3.2: Reviewed policies are approved	0	Boletim da República	1	2	3		Lack of government commitment	Government Commitment

3.3.3: % of monitored schools meeting the quality standards (selected districts)	0.02% (2012)	MINEDH DGGQ/DPEDH/ SDJET reports	5%	10%	15%	20%	Criteria to visit schools may not be needs-based	Not all schools in supported districts will be visited
---	-----------------	--	----	-----	-----	-----	--	--

OUTCOME 4: Disadvantaged women and girls benefit from comprehensive policies, norms and practices that guarantee their human rights

Contributing to:

PQG: Priority 2

SDGs: 1, 3, 5, 10, & 16

OUTCOME INDICATORS	Baseline	Data Source	2017	2018	2019	2020	Risks	Assumptions
4.1: Gender Inequality Index Value	0.591 (2015)	Human Development Report (HDR)	0.560	0.530	0.500	0.470	No implementation of the national plans and strategies related to reproductive health, empowerment and attainment of secondary and high education and no changes on discriminatory, attitudes and practices against women.	Government allocates resources for i) implementation of interventions related to reproductive health, participation in parliament, attainment of secondary and high education, labour market participation, combating violence against women and girls and early marriage; ii) monitoring and oversight functions are performed effectively by MGCAS, MEF and Parliament. iii) changes in knowledge result in transformed attitudes, beliefs and behaviors
4.2: % of women who consider justifiable any form of violence against women and girls	38.7% rural, 30.7% urban women (2011)	DHS				35% rural 27% urban women		
4.3: % of women aged 20-24 who were first married or in union before 18	48% (2011)	DHS	44%	40%	36%	32%		

OUTPUT4.1: Capacity of Ministries of Gender, Children and Social Action, Economy and Finance and Parliament strengthened to coordinate, monitor and oversee the implementation of commitments on gender equality.

OUTPUT INDICATORS	Baseline	Data Source	2017	2018	2019	2020	Risks	Assumptions
4.1.1: N°. of staff from MGCAS, MEF and AR with increased knowledge on gender sensitive monitoring and oversight.	0	UN Agencies Annual Reports	50	75	100	125	Acquired capacity and knowledge is not translated in transformative action.	1. MGCAS, MEF and Parliamentarians have the capacity to influence mainstreaming of gender issues in national planning, budgeting and reporting; 2. Political will to implement accountability frameworks and be held accountable on the implementation of gender equality commitments.

4.1.2: Timely progress reports produced by government against national and international gender equality commitments	1 Beijing+20 (2014), 3rd & 4th CEDAW Reports Overdue since 2010	CEDAW, Beijing and SDG Reports	CEDAW 3rd, 4th and 5th Report; 1st Report on UN Resol 1325	Gender Chapter of UPR		National Beijing+25; Gender Chapter of 1st National SDG's Report	Limited capacity of the gender machinery to produce reports. Risks here may be also	Political will and commitment to national and international gender equality commitments remains strong; capacity to produce reports.
4.1.3: N° of sector PES/OE, with budgeted gender related interventions	3	PES/OE & BdPES/OE	4	6	8	10	Acquired capacity on gender responsive planning, budgeting and monitoring is not used.	National Planning Methodologies continue supportive to the mainstreaming of gender equality and women's empowerment by sectors

OUTPUT 4.2: Key actors at local level able to contribute to the transformation of discriminatory socio-cultural norms and harmful practices against women and girls.

OUTPUT INDICATORS	Baseline	Data Source	2017	2018	2019	2020	Risks	Assumptions
4.2.1: N° of boys, girls and women with increased knowledge on discriminatory socio-cultural practices against women and girls in selected districts	1200 boys 1300 girls (2015) 500 women (2015)	UN Agencies Annual Reports	Boys (400) Girls (500) Women (600)	Boys (500) Girls (600) Women (700)	Boys (600) Girls (700) Women (800)	Boys (700) Girls (800) Women (900)	Harmful social norms and attitudes limit women, men, boys and girls from denouncing violence; deeply entrenched harmful social norms resistant to change	Men and boys and women and girls interested in understanding their rights and entitlements; Changes in attitudes and beliefs will result in changes in behaviors; An integrated/multi-pronged approach to prevention is effective to change social norms and attitudes
4.2.2: N° of local leaders, including religious leaders and <i>matronas</i> , with increased knowledge on ways to address discriminatory socio-cultural practices against women and girls in selected districts	200 (2015)	UN Agencies & Partners Annual Reports	300	450	550	600	Deeply entrenched harmful social norms resistant to change; Traditional and religious norms, attitudes and beliefs towards women and girls limit male and female leaders engagement.	Changes in attitudes and beliefs will result in changes in behaviors; An integrated/multi-pronged approach to prevention is effective to change social norms and attitudes
4.2.3: N° of civil society organizations using gender transformative approaches to address discriminatory socio-cultural norms and harmful practices against women and girls in selected districts	66	UN Agencies and Partners Annual Reports	90	125	130	150	Deeply entrenched harmful social norms resistant to change; Traditional and religious norms, attitudes and beliefs towards women and girls limit male and female leaders engagement.	Changes in attitudes and beliefs will result in changes in behaviours; An integrated/multi-pronged approach to prevention is effective to change social norms and attitudes. Add agencies in the technical notes

4.2.4: Nº of media houses consistently disseminating gender transformative messages	3	UN Agencies Annual Reports	4	6	8	10	Limited technical and financial resources	Changes in attitudes and beliefs will result in changes in behaviours; An integrated/multi-pronged approach to prevention is effective to change social norms and attitudes
OUTPUT 4.3: Multi-sectoral integrated assistance to women and girls affected by gender based violence enhanced								
OUTPUT INDICATORS	Baseline	Data Source	2017	2018	2019	2020	Risks	Assumptions
4.3.1: Nº of women and girls who benefit annually from the integrated assistance	0 (2015)	MGCAS Annual Reports	44%	40%	36%	32%	Social, cultural, political barriers towards promoting positive coping mechanisms for women and girls victims of violence /Stigma / cultural barriers limit survivors from coming forward	Quality services will increase women and girl's confidence in seeking support and access to services
4.3.2: Nº of CAIs/ <i>Gabinetes de Atendimento da Mulher e da Criança</i> providing integrated assistance	0 (2015)	MGCAS Annual Reports	6	13	21	28	Lack of technical and financial resources to improve service delivery	Quality services will increase women and girl's confidence in seeking support and access to services
OUTPUT 4.4: Gender disaggregated data is systematically collected, analyzed and disseminated for policy formulation, planning, monitoring and evaluation								
OUTPUT INDICATORS	Baseline	Data Source	2017	2018	2019	2020	Risks	Assumptions
4.4.1: % of official surveys which incorporate international standards for gender data	0 % (2015)	Official surveys and reports	100%	100%	100%	100%	Limited institutional capacity, resources, governance structures and weak commitment of sectors inhibit full compliance with the internationally agreed minimum standards of gender approach to statistics	Increased understanding of international standards on gender disaggregated data and capacities for production and analysis will lead to a gradual increase in gender disaggregated data availability.
4.4.2: Nº of sectors which consistently use gender disaggregated data in their annual planning	0 (2015)	PESOE/BdPESOE	4	6	8	10	Limited institutional capacity, resources, governance structures and weak commitment of sectors inhibit full compliance with the internationally agreed minimum standards of gender approach to statistics	Political will, commitment and resources of sectors to routinely produce, compile, use and disseminate gender disaggregated data

OUTCOME 5: Poor and most vulnerable people benefit from a more effective system of social protection								
Contributing to:								
PQG: Priority 2								
SDGs: 1, 2, 3, 5, 10, & 16								
OUTCOME INDICATORS	Baseline	Data Source	2017	2018	2019	2020	Risks	Assumptions
5.1: Percentage of Households living in absolute poverty	To update	PQG (IOF)	To update	To update	To update	To update	IOF 2014/2015 is not finalised on time	IOF 2014/2015 released in due time
5.2: Inequality (Gini coefficient)	To update	PQG (IOF)	To update	To update	To update	To update	IOF 2014/2015 is not finalised on time	IOF 2014/2015 released in due time
OUTPUT 5.1: Political and fiscal space for Social Protection is enhanced								
OUTPUT INDICATORS	Baseline	Data Source	2017	2018	2019	2020	Risks	Assumptions
5.1.1: % of Households living under the poverty line receiving Social Protection benefits	15%	INAS and MGCAS annual reports	18%	21%	23%	25%	Limited INAS capacity to implement SP programmes (HR, means, etc.)	Availability of government fiscal space for social protection programmes and schemes Social sector/protection coordination mechanisms and systems in place and functional Effective implementation of new ENSSB 2015-2024
5.1.2: Proportion of the total recurrent State Budget dedicated to Social Protection Programmes	1,10%	LOE	1.4%	1.6%	1.8%	2%	Budget revenue targets are not met due to external shocks on Mozambican economy and/or limited fiscal space to prioritize funding to the social sector	Macroeconomic projections (IMF, MEF) for the period 2015-2020 non discrepant with real performance by 2020
OUTPUT 5.2: Social Protection Programmes are implemented in a transparent and more efficient way								
OUTPUT INDICATORS	Baseline	Data Source	2017	2018	2019	2020	Risks	Assumptions

5.2.1: % of basic Social Protection Programmes beneficiaries enrolled and managed through the new INAS' MIS	0%	INAS and CEDSIF annual reports	50%	80%	90%	100%	Limited INAS' capacity to roll-out/manage new MIS in all 30 delegations Limited funding to roll out the new MIS in due time	New MIS is rolled-out in an effective way to all 30 INAS delegations and becomes fully operative in 2016 INAS' personnel is trained on how to manage new MIS throughout 2016
5.2.2: % of districts that have qualified social workers in place	15%	MGCAS anual reports	25%	35%	50%	75%	Lack of funding of the state budget to the ongoing courses may impact negatively should external funding stop	External funding from UNICEF and development partners will be available to support implementation of the course in the short term (2015/2018). State contribution to the roll out of the courses will start flowing and increasing (2019/2020) in light of the new HR Development Plan being prepared that should reflect the investment needed in SWW

OUTPUT 5.3: Enrollment in social protection programmes improves the access of vulnerable groups to health, nutrition and education services

OUTPUT INDICATORS	Baseline	Data Source	2017	2018	2019	2020	Risks	Assumptions
5.3.1: Nº of Children enrolled into the new Child Grant Programme	0	INAS/MGCAS annual reports	20,000	30,000	40,000	50,000	Limited INAS' capacity to design and operationalize Child Grant Programmes Limited fiscal envelope to implement Child Grant Programme	New Social Security Strategy is approved and includes the Child Grant Programme Effective linkages with Health services are established
5.3.2: % of Social Protection Programmes beneficiaries provided with a " <i>cartão de acção social</i> "	0	MISAU, INAS	20	50	80	100	Limited implementation of " <i>cartão de Assistência Social</i> "	The " <i>Cartão de Assistência Social</i> " is operationalized nationwide and all INAS' Programmes beneficiaries are provided with their own <i>Cartão</i> , to ensure their access at no costs to other services
5.3.3 Nº of refugees and displaced persons enrolled in social assistance programmes	TBD	Relatório do INAR		TBD	TBD	TBD	- Limited capacity of INAR to coordinate social assistance	- Target values are based on the current refugee population flow and is likely to change in case of unexpected refugee population influx,

OUTPUT 5.4: Social programmes and services are effectively addressing social exclusion, violence, abuse, neglect and exploitation								
OUTPUT INDICATORS	Baseline	Data Source	2017	2018	2019	2020	Risks	Assumptions
5.4.1: N° of children without parental care placed in formalized alternative care (foster families)	2.142	MGCAS, MINJUS annual reports	3,000	4,000	5,000	6,000	Availability of data from MGCAS and the Courts	MGCAS consolidates a information management system that allows fast tracking of children in need and families for foster care, MGCAS will monitor residential care institutions
5.4.2: N° of people receiving support in Social Units	6.392	MGCAS, INAS reports, PQG	7,089	7,528	7,832	8,416	Limited fiscal/human resources allocated to Social Units Limited dissemination of rights and services available among Mozambican population	Social Units are operative across the country and sufficient human and fiscal resources to operate them are allocated
5.4.3: N° of reported cases of violence/abuse receiving psycho-social, medical and legal support	6.000	MGCAS, MINT (PQG)	9,000	9,500	10,000	10,500	Actual tool to collect data from victims of violence do not include the types of vulnerabilities; Limited dissemination of the mechanism and culture of silence Limited dissemination of rights and services available among Mozambican population	Inclusion of other vulnerable groups within the tools from the existent integrated mechanism for assistance of victims of violence (it includes also elderly people) Integrated mechanism is well known and operational at all levels

OUTCOME 6: People equitably access and use quality health, water and sanitation services
Contributing to: PQG: Priorities 2

SDGs: 1, 2, 3, 5, 6, 10, & 11								
OUTCOME INDICATORS	Baseline	Data Source	2017	2018	2019	2020	Risks	Assumptions
6.1: % of people using safe and sustainable water supply facilities in rural and urban areas	Rural 52%; Urban 85% (2014)	HH surveys			Rural: 75% Urban: 90%	Rural: 75%; Urban: 90%	Limited partner capacity; natural disasters; any action that could undermine the sustainability and safety of the interventions.	Effective decentralization in place with more resources and capacities at district, provincial, municipal levels; strong government ownership of WASH programmes
6.2: % of people using safe and sustainable sanitation facilities in rural and urban areas	Rural: 15%; Urban: 50% (2014)	HH surveys			Rural: 50% Urban: 80%	Rural: 50% Urban: 80%	Socio-cultural factors contributing to non-acceptance to improved sanitation and resistance for sanitation behavior change.	As above
6.3: Institutional maternal mortality ratio (per 100,000)	130 (2014)	HMIS	110	100	90	80	Low data quality. Limited midwifery workforce availability in terms of quantity and quality staff. Poor HR motivation and performance. Difficult working conditions in maternities (limited availability of medicines, equipment, and ambulance). Limited support to women in the communities to access maternities.	Sufficient and equal distribution of midwifery workforce. Availability of life-saving medicines at facility level. Improvement of data recording and reporting including cause of death.
6.4: Contraceptive Prevalence Rate	11.3% (2011)	DHS	27%	29%	30%	34%	Socio-cultural and gender factors contributing to low demand of contraceptive services. Stock out of contraceptives.	Contraceptive services available at community level and integrated in all health service delivery activities at facility level. SRHR/ASRHR remains a priority for the sector. Proper communication in place for behavior impact.
OUTPUT 6.1 People in targeted rural and peri-urban areas have sustainable and safe water supply and sanitation services								
OUTPUT INDICATORS	Baseline	Data Source	2017	2018	2019	2020	Risks	Assumptions
6.1.1: Nº of new users with improved drinking water sources (Urban/Rural)	0	Project reports	Rural: 50,000 Urban: 0	Rural: 100,000 Urban: 0	Rural: 200,000 Urban: 50,000	Rural: 300,000 Urban: 100,000	Limited partner capacity; natural disasters; any action that could undermine the sustainability and safety of the interventions.	Effective decentralization in place with more resources and capacities at district, provincial, municipal levels; strong government ownership of WASH programmes
6.1.2: Nº of new users with improved sanitation facilities (Urban/Rural)	0	Project reports	Rural: 100,000	Rural: 200,000 Urban:	Rural: 350,000	Rural: 500,000		

			Urban: 25,000	50,000	Urban: 75,000	Urban: 100,000		
6.1.3: Nº of schools with constructed (new) water supply and sanitation facilities	0	Project reports	50	100	150	200	WASH coverage in schools is difficult to know because it is not monitored	
6.1.4: % open defecation free communities (Rural)	10% (2014)	National ODF evaluation report	15%	25%	35%	50%	Fragile ODF social norms leading to loss of ODF status	Coordination, leadership and country commitment for elimination of OD
OUTPUT 6.2: Demand for and access to quality integrated SRH and newborn health services are increased								
OUTPUT INDICATORS	Baseline	Data Source	2017	2018	2019	2020	Risks	Assumptions
6.2.1: % of new users in FP methods	28% (2014)	HMIS	31%	32%	33%	34%	Data quality. New users are not new over life but over a certain period (usually a year).	
6.2.2: % of pregnant women with at least 4 ante-natal care visits	51% (2011)	DHS	60%	70%	80%	80%	Challenges with the use of new registries and monthly summary sheets at health facility level (starting from year 2016)	
6.2.3: Nº of Health Facilities with Basic Emergency Obstetric Care	68 (2012)	Survey	110	152	194	236		
6.2.4: % of newborns assessed in Post-Natal Care (PNC) within the first 2 days of life in selected Provinces	C.Delgado: 10.8% Sofala: 8.2% (2003)	DHS	C.Delgado: 25% Sofala: 15%	C.Delgado: 40% Sofala: 40%	C.Delgado: 60% Sofala: 60%	C.Delgado: 80% Sofala: 80%		
OUTPUT 6.3: Demand for and access to of quality integrated child health and nutrition services are increased								
OUTPUT INDICATORS	Baseline	Data Source	2017	2018	2019	2020	Risks	Assumptions
6.3.1: Fully vaccinated children	82% (2014)	HMIS	90%	92%	94%	94%	Data quality. Challenges in the recording and reporting of the numerator as well as definition of the denominator (currently based on projection from Census 2007)	Better estimates of the denominator after Census 2017. Improved quality in recording and reporting of the numerator through data quality assessments (DQA)
6.3.2: % of children <5 with diarrhea treated with ORS and zinc in selected Provinces	C.Delgado: 25% Sofala: 73.6% (2011)	DHS	C. Delgado: 50% Sofala: 75%	C.Delgado: 60% Sofala: 80%	C.Delgado: 80% Sofala: 85%	C.Delgado: 90% Sofala: 90%	Challenges with the use of new registries and monthly summary sheets at health facility level (starting from year 2016)	

6.3.3: % of children <5 with pneumonia treated with AB in selected Provinces	C. Delgado: 13.4% Sofala: 33.5% (2008)	MICS	C. Delgado: 40% Sofala: 40%	C. Delgado: 45% Sofala: 45%	C. Delgado: 50% Sofala: 50%	C. Delgado: 60% Sofala: 60%		
6.3.4: Institutional Cure rate for AMN	62%	Program reports	75%	78%	80%	82%	Data quality. Challenges in the recording and reporting data at program level.	

Output 6.4: Improved standards and practice of prevention, diagnosis, treatment and surveillance of HIV, TB and Malaria

OUTPUT INDICATORS	Baseline	Data Source	2017	2018	2019	2020	Risks	Assumptions
6.4.1: % of HIV+ pregnant women who received ARVs in the last 12 months to reduce the risk of transmission from the mother to the child	87% (2014)	HMIS	90%	90%	90%	90%		
6.4.2: % of adults and children retained on ART after 12 months to contribute towards the 90-90-90 targets	66.9% (children) 69%; adults: 66.7%; pregnant women: 48.1% (2014)	STI and HIV Programme Annual Report	80%	80%	80%	80%		
6.4.3: % of districts that routinely report key Malaria indicators	48% (2014)	National Malaria Control Program report	60%	70%	80%	90%	Routine data reporting on slide/rapid tests results is currently not disaggregated by district.	
6.4.4: Percentage of notified TB cases in children (< 15 years)	10% (2014)	Programme reports	10%	15%	20%	25%	Bacteriological confirmation remains a major issue, as only 12% of child TB is bacteriologically confirmed.	TB screening is done in all outpatient departments (OPD) including mother and child care. Active case finding is done during mother and child national campaigns (2 times a year, nationwide) and outreach campaigns

OUTPUT 6.5: Inter-sectoral fiscal and legislative policy frameworks for action against NCD risk factors s in place and being enforced.

OUTPUT INDICATORS	Baseline	Data Source	2017	2018	2019	2020	Risks	Assumptions
6.5.1: Country ratification of WHO Framework Convention on Tobacco Control (FCTC)	WHO FCTC not ratified (2014)	WHO	n/a	n/a	n/a	WHO FCTC Ratified	Mozambique did not ratify the WHO Framework Convention on Tobacco Control and show weakness in the	The magnitude of NCDs, their socio-economic and development impacts and, in particular, their multi-sectorial nature, gives the UN system

6.5.2: Law on alcohol commerce and availability approved	Law on alcohol commerce not approved (2014)	WHO	Law on alcohol commerce approved	n/a	n/a	n/a	implementation of alcohol consumption legislation, weakness on the community involvement on critical areas of promotion of healthy lifestyles and critical shortage skilled human resources with specialized skills for NCDs.	a significant comparative advantage in supporting the Government, as most of these premature deaths from NCDs are largely preventable by influencing public policies in sectors outside health that tackle shared risk factors.
6.5.3: Nº of guidelines for the management of cardiovascular disease, diabetes, chronic respiratory disease and cancer approved and disseminated to all Health Facilities (HF)	2- cancer and diabetes (2014)	Program reports	2	2	3	4		
6.5.4: HPV vaccine included in the routine vaccination program	HPV vaccine not included in the routine vaccination programme (2014)	WHO	HPV vaccine included in the routine vaccination programme	n/a	n/a	n/a		

OUTPUT 6.6: Health and financing policies, data generation and use, community and midwifery workforce, commodities security of the health system are strengthened

OUTPUT INDICATORS	Baseline	Data Source	2017	2018	2019	2020	Risks	Assumptions
6.6.1: % of selected health expenditures covered by the State Budget	Contraceptives: 0 ARVs: 0 APEs: 0	CMAM and APE programme	Contraceptives: 10% ARVs: 10% APEs: 5%	Contraceptives: 11% ARVs: 11% APEs: 10%	Contraceptives: 12% ARVs: 12% APEs: 15%	Contraceptives: TBD ARVs: TBD APEs: 20%		Increased government financing to contraceptives, ARVs and close monitoring of relevant SRH international commitments made by Mozambique
6.6.2: % of health facilities with no stock out of 7 lifesaving commodities	59% (2014)	Survey	65.5%	72%	78,5%	85%		
6.6.3: % of Institutional Maternal and Neonatal deaths with causes reported	Maternal: 5%; Neonatal: 0 (2014)	HMIS	Maternal: 20%; Neonatal: 20%	Maternal: 40%; Neonatal: 40%	Maternal: 60%; Neonatal: 60%	Maternal: 80%; Neonatal: 80%		
6.6.4: Proportion of APEs working in targeted communities (over the total needed)	45,75% (2014)	Programme reports	60%	80%	90%	100%		

OUTCOME 7: Adolescents and youth actively engaged in decisions that affect their lives, health, well-being and development opportunities

Contributing to:								
PQG: Priority 2								
SDGs: 1, 3, 8, & 10								
OUTCOME INDICATORS	Baseline	Data Source	2017	2018	2019	2020	Risks	Assumptions
7.1: Adolescent fertility rate (births per 1,000 for women aged 15-19 years old)	167	DHS	167	163	160	148	FP commodities not reaching remote/rural areas	FP needs fully satisfied
7.2: % A/Y (15-24 yrs) tested for HIV in past 12 months that received results	Women: 25.7% Men: 11.4	DHS		37.5% 25.8%		Women: 40% Men: 30%	Stigma and discrimination is still influencing the willingness to get tested	HIV testing services should be offered to adolescents and young people in youth friendly contexts
7.3: % of women and men 15-24 years who had more than one partners in the last 12 months who used a condom during the last sexual intercourse	Women: 38.3% Men: 40.8%	DHS		Women: 50.3% Men: 52%		Women: 53% Men: 56%	Lack of availability of condoms; lack of coordination at NAC level in terms of SBCC interventions	Next DHS in conducted before 2019. Use of condom in multi-partners relation expected to increase in 40%
7.4: Prevalence rate of modern contraception among 15 to 24 years old women	15-19 yrs: 8% 20-24 yrs: 15% (DHS 2011)	DHS		15-19yrs: 14% 20-24yrs: 26.7%		15-19 yrs: 16% 20-24 yrs: 30%	Limited availability of contraception commodities limited access at community levels	Availability of a communication strategy tailored to the target group
OUTPUT 7.1: National capacity to implement evidence based policies and strategies to harness demographic dividend reinforced								
OUTPUT INDICATORS	Baseline	Data Source	2017	2018	2019	2020	Risks	Assumptions
7.1.1: Nº. of key sector annual operational plans that address population dynamics by accounting for population trends in setting development targets	0	MEF annual plans	1	2	3	5	Limited GoM coordination and leadership in mainstreaming DD	Maintain population management as key priority for sustainable development
OUTPUT 7.2: Adolescent & Youth capacity strengthened to actively participate in economic, social, cultural and political development								
OUTPUT INDICATORS	Baseline	Data Source	2017	2018	2019	2020	Risks	Assumptions
7.2.1: Nº. of adolescents' and youth organizations actively engaged on premature marriage and sexual abuse prevention.	4	CNJ report	5	10	15	20	Possible delay in getting information from youth organizations.	CNJ well informed about the work plan and implementation of associated organizations

7.2.2: Nº. A/Y associations participating in annual development observatories in selected provinces	2	Provincial Development Observatory Report	3	4	5	5	Limited access to the decision making forums at the provincial level	Adequate capacity to provide sound interventions at the for a
7.2.3: UN Inter-Agency Network for Youth Development (UN-IANYD) established and functional	Not established	UN reports	Established	Functional	Functional	Functional	Coordination on youth issues between new UNDAF outcomes is not prioritized	UN agencies have a focal point for Youth

OUTPUT 7.3: Increased demand for quality access to ASRH and HIV prevention services

OUTPUT INDICATORS	Baseline	Data Source	2017	2018	2019	2020	Risks	Assumptions
7.3.1: % of new users, aged 15-24, of modern FP methods	Data available in 2016 with introduction of new MCH registers	SIS (MoH)	Annual targets defined in mid-2016			Annual targets defined in mid-2016	Delayed implementation of the new system	The new information system captures data disaggregated by age
7.3.2: Nº. of regulations of existing laws that address all forms of discrimination related to HIV and AIDS.	0	CNCS report	1	2	3	4	CNCS with no update information. Some CBO's not informally registered.	Government willing and commitment with youth
7.3.3: Nº. of key sectoral plans operationalized in line with the NSP IV (2015-2019).	0	CNCS report	1	2	4	5	Sectorial plans system is developed to keep track of sectoral implementation	PEN IV monitoring systems is developed to keep track of sectoral implementation
7.3.4: Nº of HIV operational plans implemented that address the gender based violence.	Gender Evaluation (2016)		6	8	12	12	The National AIDS Council has weak communication capacity for dialogue with the partners' forum. The National AIDS Council and the Ministry of Gender, Children and Social Welfare with lack of updated information on HIV and AIDS partners. Government lacks a mapping and database regarding civil society organizations working in different areas. Some grass roots organizations are not registered	Priority for the prevention of violence based on gender and HIV in girls in the PEN IV

--	--	--	--	--	--	--	--	--	--

RESULT AREA 3: PEACE

OUTCOME 8: All people benefit from democratic and transparent governance institutions and systems that guarantee peace consolidation, human rights and equitable service delivery.

Contributing to:

PQG: Priority 1 and Pillar I

SDGs: 16 & 17

OUTCOME INDICATORS	Baseline	Data Source	2017	2018	2019	2020	Risks	Assumptions
8.1: % Voter turnout in general elections disaggregated by sex	48,84% (2014)	CNE reports	N.A.	N.A.	58%	N.A.	Unresolved electoral disputes leading to electoral based violence	Confidence on professionalism of electoral management bodies remains high
8.2: % of 2016-2020 UPR Plan of Action recommendations implemented	49% (2013)	MTR of UPR Action Plan (2018) & Final (2020)	N.A.	55%	N.A.	100%	Windfall gains from contributions from large multinational attract crowding out effect to people's aspirations	Government is keen to ratify Human Rights additional Convention to increase its prestige
8.3: % of State Budget allocated towards poverty reduction interventions	55% (2015)	GoM	56%	57%	58%	60%	Wealth creation by any means gains ground	Government continues poverty reduction oriented
8.4: Open Budget Index	38	International Budget Partnership	39	40	41	42	Unfair competition leading to capture of the state to a considerable degree	Political willingness to implement anti-corruption policies and strategies is high

OUTPUT 8.1: Actors and mechanisms that promote a culture of peace and dialogue strengthened

OUTPUT INDICATORS	Baseline	Data Source	2017	2018	2019	2020	Risks	Assumptions
8.1.1: Social cohesion and culture of peace reference guide approved and used	0 (2015)	Social cohesion project annual reports	TBD	TBD	TBD	TBD	Repression and violence may be institutionalized and make genuine dialogue impossible	Requests for funding of capacity building initiatives to address knowledge gaps continue to grow as people realize that dialogue pays

8.1.2: Number of institutions and CSOs created and promoting social cohesion and culture of peace programs	1 (<i>Fundo para a Paz</i>)	Social cohesion project annual reports	2 (Advisory Body + Peace Research Unit)	3 (Regional Peace Cttees)	TBD (Provincial peace Cttees)	TBD (Provincial Peace Cttees)	Defense and security interventions may be seen as the only tools to ensure stability.	Social cohesion and peace building initiatives are seen as effective tools to address political tension and instability and interventions in this area will be further promoted
8.1.3: % of Development Observatory recommendations on peace agreed in formal dialogue forums implemented	0 (2015)	Development Observatory Reports; PES and State Budget reports	10	20	30	40	Silence over abusive use of violence may become an encouragement	Civil society engagement and advocacy for peace continues to grow

OUTPUT 8.2: Democratic institutions and processes strengthened to improve accountability, law making, representation and civic participation

OUTPUT INDICATORS	Baseline	Data Source	2017	2018	2019	2020	Risks	Assumptions
8.2.1: Nº. of public forums resulting from UN assistance in which Members of Parliament interact with the public	1 (2014)	Annual Report Parliament	2	2	2	1	Legitimacy earned through electoral results may encourage a winner takes all approach	Voices appealing for strengthening democratic cultures are taken into consideration by all sides
8.2.2: % of STAE staff capacitated for increased accountability of electoral management bodies in dealing with electoral complaints	0 (2014)	STAE Reports	40	30	30	15	Party loyalty may obstruct professionalism	Members of EMB are willing to acquire and behave with a higher degree of professionalism
8.2.3 Nº. of districts covered by permanent civic education initiatives	33 (2014)	STAE Reports	40	40	35	10	Focus of instability may continue if conflict drivers are not properly addressed	Adequate funding and planning of civic education initiatives are in place
8.2.4: % of women participating in District Consultative Councils in selected districts	30% (2014)	MEF/MAEPF (SMODD) reports	33%	35%	38%	40%	Perception of partisan and exclusion oriented state may continue	Decentralization legislation, plan and strategy will be fully implemented
8.2.5 % of MPs with increased knowledge on key good governance skills	TBD	Parliament Reports; Agency Reports	TBD	TBD	TBD	TBD		

OUTPUT 8.3: Decentralisation process and local governance systems strengthened to improve service delivery.

OUTPUT INDICATORS	Baseline	Data Source	2017	2018	2019	2020	Risks	Assumptions
-------------------	----------	-------------	------	------	------	------	-------	-------------

8.3.1: % of districts that increase performance average rate according to SMODD index.	TBC	MAEFP/SMODD	3.58	3.72	3.86	4	Political instability might affect implementation of programmes; shifting of priorities of the new government; Decreased commitment and budget allocations to improved service delivery at local level	Commitment to improved service delivery; Right holders increased democratic awareness; Ongoing progressive long term decentralization process
8.3.2: % of civil society recommendations agreed in formal dialogue forums implemented by local governments in selected provinces and districts	10% (2015)	CCL/OD/MAE/MEF provincial CS and government PEP, PESOP, PEDD, PESOD reports	15	20	35	50	There might be fatigue of CSOs in case of persisting limited degree of adoption of their recommendations in main planning instruments	Participatory planning process continues to be maintained with adequate planning, availability of background documentation and encouragement of CSOs
8.3.3: % of districts in selected provinces that submit their annual management accounts to the Administrative Court on time and following relevant guidelines	TBC	MAEFP/MEF/PEP, PESOP, PEDD, PESOD reports	70	80	90	100	Political instability might affect implementation of programmes; shifting of priorities of the new government; Decreased commitment to accountability and improved service delivery at local level	Commitment to improved accountability and service delivery ; Right holders increased democratic awareness; Ongoing progressive long term decentralization process
8.3.4: Nº of women, in selected districts, that take up business opportunities in response to a gender-sensitive, enabling business environment	713	MITADER/DNDR reports	262	313	369	434	Women may suffer marginalization as development may lose priority compared to defense and security	The government will continue to encourage the participation of women in decision making positions at all levels

OUTPUT 8.4: Equitable access to justice services and human rights framework strengthened.

OUTPUT INDICATORS	Baseline	Data Source	2017	2018	2019	2020	Risks	Assumptions
8.4.1: Nº. of people assisted by the Free Legal Aid institute	138.021	IPAJ Annual Report 2014	196,847	214,957	231,939	250,000	Resources may be diverted to defense and security if political dialogue fails to deliver positive results	IPAJ budgetary and human resource needs will be increasingly better addressed as the economy grows
8.4.2: Nº. of ratified Human Rights instruments that are domesticated	7	<i>Boletim da Republica/Gazette/UPR Report</i>	1	2	2	2	Critical political situation that divert the attention to safe and security issues. Repression and violence may be institutionalized and make genuine dialogue impossible	Parliament and Council of Ministers members in favour of the approval. Good governance will continue to be on the forefront of the priorities of the authorities at all levels

8.4.3: % of civil registrations linked to the vital statistics system for: - births - deaths	48%	CRV	60%	65%	70%	75%	Timely roll out of eCRVS system by the government and revision of the legal framework.	eCRVS system will increase the number of civil registrations. Population will adhere to the new civil registration system.
	(2011) 13%		TBD	TBD	TBD	TBD		

RESULT AREA 4: PLANET

OUTCOME 9: Most vulnerable people in Mozambique benefit from inclusive, equitable and sustainable management of natural resources and the environment

Contributing to:

PQG: Priority 5

SDGs: 1, 7, 8, 9, 11, 12, 14, & 15

OUTCOME INDICATORS	Baseline	Data Source	2017	2018	2019	2020	Risks	Assumptions
9.1: Nº. of provincial land use plans prepared and implemented (cumulative)	4 (2014)	PES, BdPES	6	8	10	11	Limited capacity to enforce the implementation	The existing policy, legal and institutional framework need adjustment. Ongoing initiatives from GoM supported by UN and partners will strengthen the framework
9.2: Nº. of communities delimited and certified	92 (2014)	PES, BdPES	150	165	200	215	Resettlement process and other disputes on the land currently undermine the rights of local communities	TERRA SEGURA programme ensures gender sensitive allocation plans for the most vulnerable people within the communities
9.3: Nº. of local adaptation plans prepared (cumulative)	0 (2014)	PES, BdPES	30	35	40	45	Lack of capacities and resources to implement	The country is committed with the importance of having at decentralized level local plans that integrate CC to better address its impacts
9.4: Nº. of herds of wildlife (10% increase number of elephants)	20,000	PES, BdPES	2,000	21,000	22,000	23,000	Lack of investment to encourage better supervision and ownership	The number of elephants is decreasing

OUTPUT 9.1: Governance of natural resources and environment improved in transparent, inclusive and gender sensitive manner								
OUTPUT INDICATORS	Baseline	Data Source	2017	2018	2019	2020	Risks	Assumptions
9.1.1: Nº. of new and reviewed legal and policy instruments on Natural Resources and Environment (cumulative)	5 (2015)	UNDAF Annual Reports	6	8	10	10	Limited capacity to enforce the implementation	The existing policy, legal and institutional framework is not adjusted to the actual national and international scenarios
9.1.2: Nº. of mechanisms functional for stakeholders consultations on Natural Resources and environment	2 (2015)	UNESCO/MAB programme annual report, PES, BdPES	3	3	4	4	Unavailability of resources and engagement from main stakeholders	The country is committed with importance of involving all relevant stakeholders in the governance of NR
9.1.3: Nº. of research reports on environment, land, climate change and natural resources management which are gender sensitive	0	Reports from relevant ministries	1	1	2	2	Not all the four areas are being addressed	Organizations will use the acquired knowledge and skills in their work
OUTPUT 9.2: Capacity developed for sustainable management of natural resources and the environment to ensure equitable access to land and ecosystem services								
OUTPUT INDICATORS	Baseline	Data Source	2017	2018	2019	2020	Risks	Assumptions
9.2.1: Increase in community reforested area (Ha)	20,738 Ha (2014)	MASA, MITADER Reports	32,000	36,500	41,500	48,000	Lack of resources and incentives to local communities	More communities involved in forest conservation and tree planting
9.2.2: Nº. of NRM Committees with management plans in place	218 (2014)	PES, BdPES	299	306	313	320	Lack of resources	The government recognized the importance of having NRM committees to jointly manage the sustainable use of natural resources
9.2.3: % of DUATs allocated to women	25% (2008)	PES, BdPES	30%	40%	45%	50%	Resettlement process and other disputes on the land currently undermine the rights of women	TERRA SEGURA programme insures gender sensitive allocation plans
OUTPUT 9.3: Advocacy, public education and awareness on sustainable management of natural resources and environmental protection , in a gender sensitive manner, is enhanced								
OUTPUT INDICATORS	Baseline	Data Source	2017	2018	2019	2020	Risks	Assumptions
9.3.1: Nº. of organizations who address gender issues in their NRM related programmes	1	Reports from relevant ministries	4	8	12	16	The importance of including a gender component is not recognized	Organizations will use the acquired knowledge and skills in their work

9.3.2: Nº. of environmental units of line ministries reporting on SMENR & CC	2	PEI annual report & MITADER reports	3	4	5	6	Governmental restructuring has deeply affected functionality of current environmental units and a strong revitalization process is needed to have it again functional	Evidence base publications/research are relevant for policy makers and practitioners of the sector and data/information/recommendations are apply by environmental units
9.3.3: Nº. of off-grid productive sectors using Renewable Energy Technologies	2	MIREME/ UNIDO reports	3	4	5	6	Technologies promoted may not be mature enough for electricity & heat self-generation in rural areas & investment in the systems to be sustainable is high & prevent owners to afford them, particularly those with smallest productive businesses in rural areas	Relevant GoM counterparts and small agro-processing or manufacturing businesses committed to mainstreaming RE technologies

OUTPUT 9.4: Financial mechanisms towards a green-blue economy are enhanced in a transparent and equitable manner

OUTPUT INDICATORS	Baseline	Data Source	2017	2018	2019	2020	Risks	Assumptions
9.4.1: % of state budget spent on sustainable use of environment, natural resources and climate change	0.45% (2012)	MEF/PEER	0.6	0.63	0.65	0.7	Reduction in national revenues drive reallocation to budget to other priorities	Continuous MEF commitment on expansion of budget codes for CC&ENR
9.4.2: Nº. of communities benefiting from NRM related revenues	42 (2014)	MITADER annual Report; FAO Report		52		68	Illegal activities will reduce the revenue to be shared with communities	Govt. of Mozambique willing to revise the existing Ministerial decree to make forest (and tourism) revenue sharing with local communities conditional on their environmental performance
9.4.3: % of total revenues from NRM shared with local communities	25%	MITADER Annual reports	27%	30%	40%	50%	Mismanagement of revenues (collection & sharing mechanisms) hinder a real benefit for communities	Illegal activities is reduced so that more tax revenue is available for sharing with local communities

OUTCOME 10: Communities are more resilient to the impact of climate change and disasters

Contributing to:
PQG: Priority 2 & 5
SDGs: 1, 11, 13, 14, & 15

OUTCOME INDICATORS	Baseline	Data Source	2017	2018	2019	2020	Risks	Assumptions
10.1: Mozambique's score on Global Climate Risk Index	21.67 (2015)	Global Climate Risk Index	21.5	21.3	21.1	20.9	Magnitude of disasters that hit the country could greatly affect the index	UNDAF interventions are in line with the criteria for this index
10.2: % of disaster affected people with acute food insecurity	1,041,000 (SETSAN 2015)	SETSAN FSN assessment report	reduction of 2%	reduction of 2%	reduction of 2%	reduction of 2%	Limited resources	Quantitative FSN assessment conducted
OUTPUT 10.1: Mechanisms for information management for climate change and disaster risk reduction are enhanced and coordinated.								
OUTPUT INDICATORS	Baseline	Data Source	2017	2018	2019	2020	Risks	Assumptions
10.1.1: National multi-sectoral assessment framework functional.	Inadequate (2015)	CENOE Annual Emergency report; HCT WG annual report; PDNA	Low	Low	Medium	High	Lack of cooperation from relevant sectors including HCT on recovery processes Local authorities' capacity for planning, management and monitoring and evaluation insufficiently strengthened	Relevant stakeholders will be ready to cooperate on information sharing and recovery processes. Data collection methods used increasingly allow adequate disaggregation by age, sex, region, ethnicity, status, etc.
10.1.2: Nº. of disaster prone districts that have been risk mapped.	10	CENOE/INGC	22	4	46	53	Community members not willing to be nominated as members of the risk management committees Disaggregated data and gender analysis not available in all districts	Community members accept to be members of the risk management committees and committed to their functions Government officials involved understand what it means to have gender sensitive approach and know how to implement it
10.1.3: % of river basins in selected provinces with functional disaster floods early warning (FEW) systems.	3	INGC annual report: EWS for vulnerable communities	5	7	9	11	Functionality of EWS interrupted by magnitude of floods	Funds are available to ensure the functionality of floods EWS
OUTPUT 10.2: Capacity of communities, government, and civil society to build resilience is strengthened								
OUTPUT INDICATORS	Baseline	Data Source	2017	2018	2019	2020	Risks	Assumptions

10.2.1: % of people in need of humanitarian assistance compared to people affected up to 30 days.	61% (2015)	Sit-Reps by HCT, CTGC briefings and CENOE reports	59%	57%	55%	53%	No access to affected areas to be assisted; insufficient resources to cover the people to be assisted;	Government request of humanitarian assistance; food and non-food items available; funds available to get resources
10.2.2: % of districts in the disaster risk areas with gender sensitive preparedness plans	0	Preparedness plans at district level, accessed through INGC.	6	12	18	24	Insufficient capacity at district level to conduct gender analysis lack of committed from at risk districts authorities in developing a preparedness plan. Insufficient Civil Society funding directed towards DRR	Local risk management committees will participate in training on gender sensitive planning At risk district authorities are committed to developing a gender sensitive preparedness plan UNFPA already trained a network of Youth Association on ASRH toolkit in humanitarian context
10.2.3: Nº. of functional local risk management committees.	507	INGC CLGR database	532	557	582	607	LRMC are not committed to their functions. LRMC are not sustainable over time and Government may not have the capacity to ensure that these are functional on a yearly basis	Government will develop a strategy to ensure sustainability of these LRMC Women are included in local risk management committees
10.2.4: % of new classrooms built that comply with disaster sensitive guidelines	3% (2014)	DIPLAC-MINED Provincial Reports, UN-Habitat/UNICEF, World Bank Safer Schools	10%	20%	30%	40%	Major hazards (floods and cyclones) obstruct classroom construction Provincial Directorates from DIPLAC-MINED fail to enforce DRR-sensitive construction guidelines	World Bank will confirm financial support for the DIPLAC-MINED for the construction of school infrastructure Provincial directorates of DIPLAC-MINED receive appropriate technical support

OUTPUT 10.3: Government has evidenced based policy and legislative frameworks in place to effectively address climate change and disaster risk reduction

OUTPUT INDICATORS	Baseline	Data Source	2017	2018	2019	2020	Risks	Assumptions
10.3.1: Nº. of sector PES that mainstream resilience measures based on the current Government integration framework	0	PES and MITADER annual evaluation reports	6	8	10	12	Lack of awareness of government of staff Failure of relevant sectors to implement recommendations of the law and thus non-allocation of funds for DRR	Sustained political will and action to address enhancement of access to and utilization of quality essential social services, especially for vulnerable groups. Sectoral budget will include DRR interventions as stipulated in the law

10.3.2: Nº. of the above plans that include specific measures for gender	0	National and key sectorial resilience plans	2	4	8	12	Insufficient data available to make reliable predictions	National multi-sectoral assessment framework functional
10.3.3: Nº. of selected District plans (PESODs) that mainstreamed resilience measures into planning	0	PESODS	6	8	10	12	If funds are not available it will be difficult to implement the capacity building plan. Inability for provincial authority to allocate funds for DRR and CCA	Existence of a joint Training Plan Provincial authority allocate funds for DRR and CCA

ANNEX 2

ACRONYMS AND ABBREVIATIONS

ACRONYMS AND ABBREVIATIONS

AB	Antibiotics
AMN	Acute Malnutrition
ANEP	National Authority for Professional Education
APE	Community Health Workers (<i>Agentes Polivalentes Elementares</i>)
AR	Parliament (<i>Assembleia da República</i>)
ARV/T	Anti-Retroviral Treatment
AWP	Annual Work Plan
A/Y	Adolescents & Youth
BER	Budget Execution Report
BdPES	Annual Report on PES Implementation (<i>Balanço de PES</i>)
BL	Base Line
CAADP	Comprehensive Africa Agriculture Development Programme
CAI	Integrated Centers of Assistance (to Women Victims of Violence)
CC	Climate Change
CCA	Climate Change Adaptation
CCL	Local Consultative Council
CEDAW	Convention on the Elimination of all forms of Violence Against Women
CEDSIF	Centre for the Development of the Financial Information System
CENOE	National Centre for Emergency Operations
C/G/HR	Integrated Approach to Culture, Gender and Human Rights
CMAM	Central Medical Repository (<i>Central de Medicamentos e Artigos Médicos</i>)
COMFAM	Mozambique National Committee for Food Fortification
CNCS	National AIDS Coordinating Authority
CNJ	National Youth Council
CRC	Convention on the Rights of the Child
CPD	Country Programme Document
CPI	Investment Promotion Centre
CS	Civil Society
CSO	Civil Society Organizations
CTGC	Technical Council for Disaster Management
DaO	Delivering as One
DQA	Data Quality Audit
DBS	Direct Budget Support
DGGQ	Directorate for Quality Management
DHS	Demographic Health Survey
DINAE	National Directorate for Adult Literacy & Education
DIPEDH	Provincial Directorate for Education & Human Development
DIPLAC	Directorate of Planning and Cooperation
DNDR	National Directorate for Rural Development
DNI	National Directorate for Industry
DRG	Development Result Groups
DRR	Disaster Risk Reduction
DUAT	Certificate of Land Use Rights
EC	European Commission
eCRVS	electronic Civil Registration & Vital Statistics
EduStat	Education Management Information System
EMB	Electoral Management Bodies
ENDE	National Development Strategy
ENSBB	National Strategy for Basic Social Protection
EP	Primary School

ESDEM	Demographic and Socio-Economic Database
ESSP	Education Sector Strategic Plan
EWS	Early Warning System(s)
FDI	Foreign Direct Investment
FAO	Food and Agriculture Organization
FCTC	Framework for the Convention on Tobacco Control
FEW	Flood Early Warning (System)
FFS	Farmer Field School
FP	Family Planning
FSN	Food Security and Nutrition
GDP	Gross Domestic Product
GNI	Gross National Income
GoM	Government of Mozambique
HCT	Humanitarian Country Team
HDI	Human Development Index
HDR	Human Development Report
HF	Health Facilities
HH	Household Survey
HIV & AIDS	Acquired Immunodeficiency Syndrome
HPV	Human Papilloma Virus
HMIS	Health Management Information System
HR	Human Resources
HRBA	Human Rights based Approach
IADG	International Agreed Development Goals
IFAD	International Fund for Agricultural Development
IIP	Fisheries Research Institute
ILO	International Labour Organization
IMF	International Monetary Fund
INAE	National Institute Agricultural Extension
INAR	National Institute for Support to Refugees
INAS	National Institute for Social Action
INE	National Institute of Statistics
INGC	National Institute for Disaster Management
INATUR	National Institute for Tourism
INDE	National Institute for Educational Development
INEFP	National Institute for Employment and Training
INNOQ	National Institute for Normalization and Quality
INSIDA	Information on HIV and AIDS in Mozambique
IOF	National Family Budget Survey
IOM	International Organization for Migration
IPAJ	Free Legal Aid Institute
IPEME	Institute for the Promotion of Small and Medium Enterprises
IPEX	Institute for Exportations Promotion
IPT	Intermittent Preventive Treatment
IT	Information Technology
ITC	International Trade Centre
LRMC	Local Risk Management Committees
M&E	Monitoring and Evaluation
M&E RG	Monitoring and Evaluation Reference Group
MAEFP	Ministry of State Administration & Civil Service
MARP	African Peer Review Mechanism
MASA	Ministry of Agriculture and Food Security
MCT	Ministry of Science and Technology

MIC	Ministry of Industry and Trade
MICS	Multiple Indicator Cluster Survey
MICULTURA	Ministry of Culture
MDG	Millennium Development Goals
MDGR	Millennium Development Goals Report
MEF	Ministry for the Economy and Finance
MGCAS	Ministry for Gender, Children & Social Action
MINEC	Ministry of Foreign Affairs and Cooperation
MINEDH	Ministry of Education and Human Development
MINJUS	Ministry of Justice
MINT	Ministry of Interior
MIPESCAS	Ministry of Fisheries
MIRME	Ministry for Mineral Resources & Energy
MIS	Management Information System
MISAU	Ministry of Health
MITADER	Ministry for Land, Environment & Rural Development
MF	Ministry of Finance
MJD	Ministry of Youth and Sport
MMAS	Ministry of Women and Social Action
MMR	Maternal Mortality Ratio
MoJ	Ministry of Justice
MOPH	Ministry of Public Works and Housing
MP	Member of Parliament
MSME	Micro Small and Medium Enterprises
MTR	Mid Term Review
N/A	Not available/Not applicable
NCD	Non Communicable Diseases
NRA's	Non Resident Agencies
NRM	Natural Resource Management
OCHA	Office for the Coordination of Humanitarian Affairs
OD	Development Observatory
OD	Open Defecation
ODF	Open Defecation Free
OE	State Budget (<i>Orçamento do Estado</i>)
OHCHR	Office for the UN High Commission for Human Rights
OPD	Outpatients Department
ORS	Oral Rehydration Salts
PDNA	Post Disaster Needs Assessment
PEDD	District Development Plan
PEN	National Multi-Sectoral Strategic Plan to Combat HIV and AIDS
PEP	Provincial Strategic Plan
PES	Economic and Social Plan
PESE	Education Sector Strategic Plan
PESOD	District Annual Plan and Budget
PESOP	Provincial Annual Plan and Budget
PESS	Health Sector Strategic Plan
PEU	Urban Structure Plan
PIREP	Integrated Programme for Education Reform
PLWHA	People Living with HIV or AIDS
PMTCT	Prevention of Mother-to-Child Transmission
PNC	Post Natal Care
POEMA	Planning, Budgeting, Execution, Monitoring & Evaluation
PQG	Government's Five Year Programme (<i>Programa Quinquenal do Governo</i>)

PROAGRI	National Agricultural Development Programme
RH	Reproductive Health
SADC	Southern African Development Community
SDEJT	District Directorate for Education, Youth & Technology
SDGs	Sustainable Development Goals
SETSAN	Technical Secretariat for Food Security and Nutrition
SMoDD	System for the Monitoring of District Performance
SP	Social Protection
SRH	Sexual and Reproductive Health
SHR/MMR	National Reproductive Health Policy
STAE	Technical Secretariat for Electoral Administration
STI	Sexually Transmitted Infection
SWW	Social Welfare Workforce
RG	Results Groups
TAP	Treatment Acceleration Programme
TB	Tuberculosis
TBD	To be determined
TVET	Technical and Vocational Education & Training
UN	United Nations
UNAIDS	Joint United Nations Programme on HIV and AIDS
UNCDF	United Nations Capital Development Fund
UNCT	United Nations Country Team
UNCTAD	United Nations Conference on Trade and Development
UNDAF	United Nations Development Assistance Framework
UNDP	United Nations Development Programme
UNEP	United Nations Environment Programme
UNESCO	United Nations Educational, Scientific and Cultural Organization
UNFPA	United Nations Population Fund
UN-HABITAT	United Nations Agency Human Settlements Programme
UNHCR	United Nations High Commissioner for Refugees
UNIANYS	United Nations Inter-Agency Network for Youth Development
UNICEF	United Nations Children's Fund
UNIDO	United Nations Industrial Development Organization
UNODC	United Nations Office of Drugs and Crime
UN OMT	UN Operations Management Team
UNT TAM	UN Team on AIDS in Mozambique
UNWOMEN	United Nations Entity for Gender Equality & the Empowerment of Women
UNV	United Nations Volunteers
UPR	Universal Periodic Review (of human rights)
WASH	Water and Sanitary Health
WB	World Bank
WEE	Women's Economic Empowerment
WFP	World Food Programme
WHO	World Health Organization